

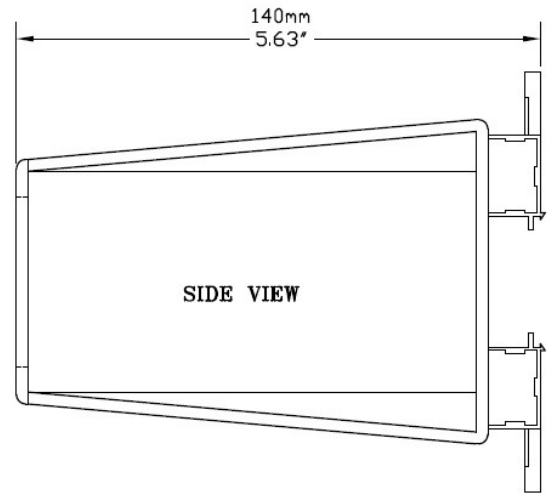
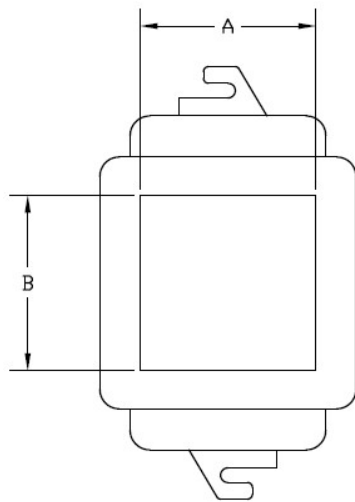
DIN Rail Adapter

BASE PRICING:

1/32 DIN DRA 32 & 1/16 DIN DRA16 \$20.00

Terminal Mount DIN Rail Adapter for 1/16 DIN Models FDC-9100 and FDC-P91
refer to DIN Control Accessories page 40

Schedule A

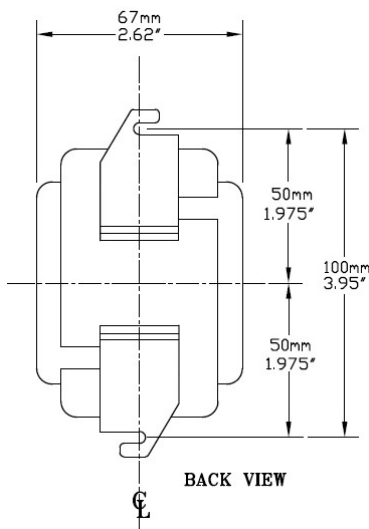


Part #	Dim A	Dim B	Max. DIN Control Depth
DRA32 1/32 DIN	45mm/1.77"	22mm/0.8666"	120mm/4.72"
DRA16 1/16 DIN	45mm/1.77"	45mm/1.772"	120mm/4.72"

Plastic Material:
Fire Retardant Polycarbonate GE Lexan® 940



DRA16 Side View with control installed



DRA16 Front View with control installed



P.O. Box 1196 · Bridgeview, IL 60455
888.751.5444 Sales · 888.307.8014 Fax
Technical Support: 866.342.5332
<http://www.futuredesigncontrols.com>