

PRICE BOOK



P.O. Box 1196 · Bridgeview, IL 60455
888.751.5444 Sales · 888.307.8014 Fax
Technical Support: 866.342.5332
<http://www.futuredesigncontrols.com>

CONTENTS

Analog Temperature Controls	
DIN Controls: 1/6, 1/8, 1/4	3
Board Level Series 121/122.....	4
Series 8: (wall mount 20 amp relay)	5
Microprocessor Temperature & Process Controls	
FDC 300 Series: 2500 1/32 DIN	6
FDC 300 Series: 9300 1/16 DIN	7
FDC 300 Series: 8300 1/8 DIN & 4300 1/4 DIN	8
FDC 100 Series: 9100 1/16, 8100 1/8 & 4100 1/4 DIN	9
FDC 100 Series: C Series single display C21 1/32 & C91 1/16 DIN.....	10
FDC 100 Series: B41 Board Level PID Control	11
FDC P Series Profile Control: P91 1/16 & P41 1/4 DIN.....	12
FDC P Series: B42 Board Level PID Control	13
FDC 90 Series: 9090 1/16 DIN	14
FM Approved High Limit Controls	
FDC L91 High Limit: 1/16 DIN	15
FDC L41 High Limit: 1/4 DIN.....	16
FDC 7L High Limit: DIN rail or surface mount.....	17
Temperature & Process Recorders	
Circular Chart	
DR5000	18
Strip Chart	
CR06: 6 channel 100mm	19
Paperless Recorder VR Series	
PR30 Series.....	20
PR20 Series.....	21
PR10 Series.....	22
PR Series Accessories.....	23
VR Series: VR06 & VR18 (up to 6 or 18 analog inputs)	24
VR Series: Accessories/Replacement Parts.....	25
Orion-Mi Industrial PC Color Touchscreen: Operator Interface, SCADA, more	26
nCompass LC and CM Control Systems.....	27
FDC IO Modules (Analog/Digital IO to Serial)	28
Gateways: Serial to Ethernet, Wireless Serial/Ethernet, RS232-485 Converter	29
Brainchild <i>Smartpanel</i> /HMI Operator Interfaces.....	30
Miscellaneous	
DRA: DIN Rail / Surface Mounting Adapter for 1/32 & 1/16 DIN controls.....	31
DIN Control Spare Parts	32-33
Accessories: LAN, FDC Set Loop Control PC Configuration Software	34
Notes	35
Warranty	36

BASE PRICING:

FDC - 401/901	\$99.00	FDC - 805	\$189.00
FDC - 402/902	\$109.00	FDC - 404	\$145.00
FDC - 905	\$179.00	FDC - 405	\$199.00

Analog Controllers



(1/16 DIN)	FDC - 901/902/905	<input type="checkbox"/>	<input type="checkbox"/>	<input type="checkbox"/>	<input type="checkbox"/>	<input type="checkbox"/>	<input type="checkbox"/>	<input type="checkbox"/>	<input type="checkbox"/>
(1/8 DIN)	FDC - 805								
(1/4 DIN)	FDC - 401/402/404/405								
Schedule A		1	2	3	4	5	6	7	8

1. POWER INPUT

1:	100-130VAC, 50/60HZ (901/902 ONLY)	N/C
2:	200-230VAC, 50/60HZ (901/902 ONLY)	N/C
3:	100-130VAC/200-240VAC, 50/60HZ (401/402 ONLY)	N/C
4:	90-240VAC, 50/60HZ (404/405/805/905 ONLY)	N/C

2. SIGNAL INPUT

1:	Type J Thermocouple	N/C
2:	Type K thermocouple	N/C
3:	RTD/PT100 Ohm (DIN)	N/C
9:	Special Order	

3. TEMPERATURE RANGE

Models FDC-905-805-405	N/C
C: 0 to 299C	
E: 0 to 499C	
H: 0 to 999C	
V: 0 to 999F	

Models FDC-901/902/401/402/404	N/C
E: 50 to 850F	
5: 0 to 400C	
6: 0 to 600C	

Consult factory for additional temperature ranges. Ranges not shown above may require a minimum quantity

4. CONTROL TYPE

1:	On-Off	N/C
2:	Proportional	N/C

5. OUTPUT 1 TYPE

0:	None	N/C
1:	Relay rated 5 amps @ 240VAC resistive, (N.O./N.C.) SPDT	N/C
2:	SSR Drive 3-32 VDC rated at 20mA @ 240VDC	N/C
3:	4-20mA linear, isolated, max load 500 ohms	\$26.00
4:	0-20mA linear, isolated, max load 500 ohms	\$26.00
5:	0-10VDC linear, isolated, max impedance 500K ohms	\$26.00
9:	Special Order	

6. OUTPUT 2 TYPE

0:	None	N/C
----	------	-----

7. ALARM OUTPUT

0:	NONE (use for models 901/902/905/401/402)	N/C
1:	Relay 2 amps @ 240VAC Resistive (N.O./N.C.) SPDT	\$15.00

Relay is for deviation alarm only on models 404/405/805

8. OPTIONS

0:	None	N/C
----	------	-----

Notes:

Proportional Control Output:

When specified with proportional control output note that "P" only control is available; Integral & Derivative are not offered [full PID]. If full PID and/or Auto Tune features are required refer to the Microprocessor based control [300](#), [100](#) and/or [C](#) Series.

Manual Reset Adjustment for Proportional Control Output:

A reset pot for adjusting proportional band is provided on all controls regardless if control is ordered as On-Off or Proportional; exceptions are the Models 901/902 & 401/402. A manual reset pot is only provided on these controls when ordered with Proportional control output.

On-Off and Proportional Control Output:

Controls ordered with Relay output may be field configured for On-Off or Time Proportioning Output [requires soldering]

Controls ordered with Relay output may have hardware modified to change Relay to Linear Proportional Outputs. [requires soldering output module or relay to replace original components.]

Differences — 901/401 and 902/402:

The 902/402 offer High/Low deviation LED indicators. When PV is within "x" % of Range of SP, LED operation is as follows:

- PV within 1-5% of range of SP both LEDs ON
- PV within 1% of range of SP both LEDs OFF
- PV greater than 5% of range of SP, both LEDs will flash.



Models: 901, 902, 404, 405, 805: #E197216



Models: 404,805: #207210



RoHS Compliant

DIN Rail Mount Adapter for 1/16 DIN controls:
Model DRA-16 refer to page 31

P.O. Box 1196 · Bridgeview, IL 60455
888.751.5444 Sales · 888.307.8014 Fax

Technical Support: 866.342.5332
<http://www.futuredesigncontrols.com>

BASE PRICING:

FDC - 121 \$60.00
 FDC - 122 \$70.00



(Thermistor Input) **FDC - 121**
 (Thermocouple Input) **FDC - 122**

1	2	3	4	5	6	7	8	

Schedule A

1. POWER INPUT

1: 115VAC N/C
 2: 230VAC N/C
 3: 115/230VAC (FIELD SELECTABLE) \$12.00
 4: 24VAC \$10.00
 9: Special Order

2. SIGNAL INPUT

TH: THERMISTOR (FDC-121) N/C
 JT: "J" T/C (FDC-122) N/C
 KT: "K" T/C (FDC-122) N/C
 TT: "T" T/C (FDC-122) N/C
 ET: "E" T/C (FDC-122) N/C

3. INPUT RANGE

<u>THERMISTOR</u>		<u>THERMOCOUPLE</u>	
21: 60 to 250°F	25: 150 to 350°F	01: 0 to 250°F	
22: 200 to 400°F	26: 50 to 160°F	02: 0 to 500°F	
23: 200 to 550°F	27: 0 to 100°F	03: 0 to 1000°F	
24: 150 to 450°F	28: 70 to 140°F	04: 0 to 2000°F	

4. SETPOINT ADJUST

A. Local SP adjust pot N/C
 B. Local SP adjust with graduated dial (122 ONLY) \$10.00
 C. Remote setpoint adjust pot \$15.00
 D. Remote setpoint adjust with graduated dial \$25.00
 9: Special Order

5. CONTROL TYPE

1: On/Off heating N/C
 2: On/Off cooling N/C
 3: Time proportional heating \$10.00
 4: Time proportional cooling \$10.00

6. OUTPUT TYPE / RATING

1: 20 AMP relay SPST (N.O.) N/C
 2: 20 AMP relay SPDT (N.O./N.C.) \$5.00
 3: SSR drive 24VDC @ 30MA N/C
 9: Special Order

7. DISPLAY

0: None N/C
 9: Special Order

8. OPTIONS

T: Snap track mtg. \$5.00
 9: Special Order

Consult Factory for additional power, voltage inputs & temperature ranges.
 Refer to Series 121/122 Sales brochure for specifications.

Notes:

Minimum order quantity of 25 units of the same part# per release is required.

Model with on/off SPST 30 Amp Relay Control Output:

- Hysteresis fixed approx. 2 to 3 degrees F.
- Control Action:
 - Standard open on Rise [heating]
 - Optional Close on Rise [cooling]

Models with Proportional Time Proportioning Output:

- Proportional Band is fixed at 2% of span.
- Time Proportioning Cycle Time is fixed at 15 seconds
- Consult factory for custom Proportional Band and/or Cycle times.



File#: E197958 RoHS Compliant

P.O. Box 1196 Bridgeview, IL 60455
 888.751.5444 Sales 888.307.8014 Fax

Technical Support: 866.342.5332
<http://www.futuredesigncontrols.com>

SERIES 8

**SURFACE MOUNTING
LIMIT / CONTROL**

BASE PRICING:

FDC-8 \$159.00

FDC Series 8



FDC - 8



Schedule A

1

1. INPUT RANGE

Z089:	Latching or on/off,	115/230VAC,	"K" T/C	0 TO 2000°F (-20 TO 110°C),	20A Relay, DIN rail
Z090:	Prop cont.,	115/230VAC,	"J" T/C	0 TO 1000°F (-20 TO 540°C),	20A Relay, DIN rail
Z093:	Latching or on/off,	115/230VAC,	"J" T/C	0 TO 1000°F (-20 TO 540°C),	20A Relay, DIN rail

Consult Factory for additional power, voltage inputs & temperature ranges.

Refer to Series 8 Sales brochure & manual for specifications.

Notes:

Models with Latching or on/off output (20 Amp Relay output [SPDT]):

- Hysteresis is 0.5% of range
- Output is latching as standard.
- Output is non-latching [on/off] when terminals 12 & 13 are shorted.

Models with Proportional Time Proportioning Output (20 Amp Relay output [SPDT]):

- Proportional Band is fixed at 2.5% of span.
- Time Proportioning Cycle Time is fixed at 20 seconds
- Consult factory for custom Proportional Band and/or Cycle times.

New Temperature Ranges have a NRE charge of \$150.00 net.

Minimum order for unit with a new Order Code is 25 units. A new Order Code is required for:

- New temperature range
- Existing range with a different input type
- Input Power change for existing range & input type.

FR File#: E197958 RoHS Compliant

P.O. Box 1196 Bridgeview, IL 60455
 888.751.5444 Sales 888.307.8014 Fax
 Technical Support: 866.342.5332
<http://www.futuredesigncontrols.com>

BASE PRICING:

FDC - 2500 \$206.00



FDC-2500

1	2	3	4	5	6	7	

Schedule A

1. POWER INPUT

- 4: 90 - 264VAC, 50/60 Hz N/C
- 5: 11 - 26VAC/VDC \$15.00
- 9: Special Order

2. SIGNAL INPUT

- 1: Input 1—Universal N/C
T/C, RTD or 4-20, 0-20mA
0-1V, 0-5V, 1-5V, 0-10VDC
- Input 2—CT/Analog Input/Event Input
CT: 0-50 Amp AC current transformer*
4/20, 0-20mA, 0-1V, 1-5V, 0-10VDC
(mA inputs require 250 OHM resistor)
Event Input
- 9: Special Order

3. OUTPUT 1

- 0: None N/C
- 1: Relay 2A/240VAC resistive (SPST) N/C
- 2: SSR Drive 5VDC @30mA N/C
- 3: 4-20 / 0-20VDC linear, max load 500 ohms \$26.00
- 4: 1-5 / 0-5VDC linear, min impedance 10K ohms \$26.00
- 5: 0-10VDC linear, min impedance 10K ohms \$26.00
- 6: Triac 1A/240VAC \$26.00
- C: SSR Drive 14VDC @40mA \$26.00
- 9: Special Order

4. OUTPUT 2 / ALARM 2 (control out is PID Cool only)

- 0: None N/C
- 1: Form A Relay 2A/240VAC resistive (N.O.) \$11.00
- 2: SSR Drive 5VDC @30mA \$11.00
- 3: 4-20 / 0-20mA linear, max load 500 ohms \$26.00
- 4: 1-5 / 0-5VDC linear, min impedance 10K ohms \$26.00
- 5: 0-10VDC linear, min impedance 10K ohms \$26.00
- 6: Triac 1A/240VAC \$26.00
- 7: Transmitter Power Supply 20VDC/25mA (isolated) \$26.00
- 8: Transmitter Power Supply 12VDC/40mA (isolated) \$26.00
- 9: Transmitter Power Supply 5VDC/80mA (isolated) \$26.00
- C: SSR Drive 14VDC @40mA \$26.00
- A: Special Order

5. ALARM 1

- 1: Logic Output, 5V/100 mA N/C

6. COMMUNICATIONS

- 0: None N/C
- 1: RS-485 \$70.00
- 2: RS-232** \$70.00
- 3: Retransmission: 0-20/4-20mA, isolated,
500 ohm load min \$80.00
- 4: Retransmission: i0-5/1-5 VDC, isolated,
10K ohm load min \$80.00
- 5: Retransmission: 0-10 VDC isolated,
10K ohm load min \$80.00
- 9: Special Order

7. SPECIAL ORDER

Leave Blank unless assigned a specific 2-character Special Order Code

Note: The last digit (codes 7) is typically left blank

*Order CT94-1 if heater break function is required.
CT-94 0-50AMP CT - \$30.00

**Alternative between RS-232 and Input 2.

Output 2: Configurable for PID cool (requires output #1 to be PID):
PID cool outputs: Relay, SSR or mA/VDC.
Configurable as Alarm #2: Relay & SSR output

DIN Rail Mount Adapter model DRA-32 refer to page 31


BASE PRICING:

FDC - 9300 \$221.00

FDC-9300



(1/16 DIN) FDC-9300



Schedule A

1. POWER INPUT

- 4: 90-264VAC 50/60 HZ N/C
- 5: 11-26VAC/VDC \$15.00
- 9: Special Order

2. SIGNAL INPUT

- 1: *Input 1 - Universal* N/C
 T/C, RTD or 4/20, 0-20 mA
 0-1V, 0-5V, 1-5V, 0-10VDC
- Input 2—CT and Analog input ** N/C
 4-20, 0-20 mA, 0-1V, 0-5V, 1-5V, 0-10VDC
 CT: 0-50 Amp AC current transformer
- Input 3—Event Input *** N/C
- 9: Special Order

3. OUTPUT 1

- 0: None N/C
- 1: Form A Relay 2A/240VAC resistive (N.O.) N/C
- 2: SSR Drive 5VDC @30 mA N/C
- 3: 4-20/0-20 mA linear, isolated, max load 500 ohms \$26.00
- 4: 1-5/0-5VDC linear, isolated, min impedance
 10K ohms \$26.00
- 5: 0-10VDC linear, isolated, min impedance
 10K ohms \$26.00
- 6: Triac 1A/240VAC \$26.00
- C: SSR Drive 14VDC @40 mA \$26.00
- 9: Special Order

4. OUTPUT 2 / Alarm 2 (control out is PID Cool only)

- 0: None N/C
- 1: Form A Relay 2A/240VAC resistive (N.O.) \$11.00
- 2: SSR Drive 5VDC @30 mA \$11.00
- 3: 4-20/0-20 mA linear, isolated, max load 500 ohms \$26.00
- 4: 1-5/0-5VDC linear, isolated, min impedance
 10K ohms \$26.00
- 5: 0-10VDC linear, isolated, min impedance
 10K ohms \$26.00
- 6: Triac 1A/240VAC \$26.00
- 7: Transmitter Power Supply 20VDC/25 mA (isolated) \$26.00
- 8: Transmitter Power Supply 12VDC/40 mA (isolated) \$26.00
- 9: Transmitter Power Supply 5VDC/80 mA (isolated) \$26.00
- C: SSR Drive 14VDC @40 mA \$26.00
- A: Special Order

5. ALARM 1

- 0: None N/C
- 1: Form A Relay 2A/240VAC resistive (N.O.) \$11.00
- 2: Form B Relay 2A/240VAC resistive (N.C.) \$11.00
- 9: Special Order

6. COMMUNICATIONS

- 0: NONE N/C
- 1: RS-485 Modbus RTU \$70.00
- 2: RS-232 Modbus RTU \$70.00
- 3: Retransmission: 0-20/4-20 mA, isolated,
 500 ohm load min \$80.00
- 4: Retransmission: 0-5/1-5 VDC, isolated,
 10K ohm load min \$80.00
- 5: Retransmission: 0-10 VDC, isolated,
 10K ohm load min \$80.00
- 9: Special Order

7. SPECIAL ORDER

Leave Blank unless assigned a specific 2-character
 Special Order Code

Note: The last digit (codes 7) is typically left blank

*** CT Sensor 50 amp (0-5vdc out)**

CT94-1 \$30.00

** Alternative between RS-232 and Event Input

Output 2: Configurable for PID cool (requires output #1 to be PID):
 PID cool outputs: Relay, SSR or mA/VDC.
 Configurable as Alarm #2: Relay & SSR output

DIN Rail Mount Adapter model DRA-16 refer to page 31



BASE PRICING:

FDC - 8300	\$275.00
FDC - 4300	\$325.00

(1/8 DIN)	FDC - 8300	<input type="checkbox"/>	<input type="checkbox"/>	<input type="checkbox"/>	<input type="checkbox"/>	<input type="checkbox"/>	<input type="checkbox"/>	<input type="checkbox"/>	<input type="checkbox"/>
(1/4 DIN)	FDC - 4300	<input type="checkbox"/>	<input type="checkbox"/>	<input type="checkbox"/>	<input type="checkbox"/>	<input type="checkbox"/>	<input type="checkbox"/>	<input type="checkbox"/>	<input type="checkbox"/>

Schedule A

1 2 3 4 5 6 7 8 9

1. POWER INPUT

4:	90-264VAC 50/60 HZ	N/C
5:	11-26VAC/VDC	\$15.00
9:	Special Order	

2. SIGNAL INPUT

1:	Input 1 - Universal T/C, RTD or 4/20, 0-20 mA 0-1V, 0-5V, 1-5V, 0-10VDC	N/C
	Input 2—CT and Analog input * 4-20, 0-20 mA, 0-1V, 0-5V, 1-5V, 0-10VDC CT: 0-50 Amp AC current transformer	N/C
	Input 3—Event Input	N/C
9:	Special Order	

3. OUTPUT 1

0:	None	N/C
1:	Form A Relay 2A/240VAC resistive (N.O.)	N/C
2:	SSR Drive 5VDC @30 mA	N/C
3:	4-20/0-20 mA linear, isolated, max load 500 ohms	\$26.00
4:	1-5/0-5VDC linear, isolated, min impedance 10K ohms	\$26.00
5:	0-10VDC linear, isolated, min impedance 10K ohms	\$26.00
6:	Triac 1A/240VAC	\$26.00
C:	SSR Drive 14VDC @40 mA	\$26.00
9:	Special Order	

4. OUTPUT 2 (control PID Cool only)

0:	None	N/C
1:	Form A Relay 2A/240VAC resistive (N.O.)	\$11.00
2:	SSR Drive 5VDC @30 mA	\$11.00
3:	4-20/0-20 mA linear, isolated, max load 500 ohms	\$26.00
4:	1-5/0-5VDC linear, isolated, min impedance 10K ohms	\$26.00
5:	0-10VDC linear, isolated, min impedance 10K ohms	\$26.00
6:	Triac 1A/240VAC	\$26.00
7:	Transmitter Power Supply 20VDC/25 mA (isolated)	\$26.00
8:	Transmitter Power Supply 12VDC/40 mA (isolated)	\$26.00
9:	Transmitter Power Supply 5VDC/80 mA (isolated)	\$26.00
C:	SSR Drive 14VDC @40 mA	\$26.00
A:	Special Order	

5. ALARM 1

0:	None	N/C
1:	Form C Relay 2A/240VAC resistive***	\$11.00
9:	Special Order	

6. ALARM 2

0:	None	N/C
1:	Form A Relay 2A/240VAC resistive (N.O.)	\$11.00
9:	Special Order	

7. COMMUNICATIONS

0:	NONE	N/C
1:	RS-485 Modbus RTU	\$70.00
2:	RS-232 Modbus RTU	\$70.00
3:	Retransmission: 0-20/4-20 mA, isolated, 500 ohm load min	\$80.00
4:	Retransmission: 0-5/1-5 VDC, isolated, 10K ohm load min	\$80.00
5:	Retransmission: 0-10 VDC, isolated, 10K ohm load min	\$80.00
9:	Special Order	

8. ENCLOSURE OPTIONS

0:	IP50 Standard	N/A
1:	IP65 (Nema 4X)	\$10.00

9. SPECIAL ORDER

Leave Blank unless assigned a specific 2-character
 Special Order Code

Note: The last digit (codes 9) is typically left blank

*** CT Sensor 50 amp (0-5vdc out)**

CT94-1 \$30.00

Output 2: Configurable for PID cool (requires output #1 to be PID):
 PID cool outputs: Relay, SSR or mA/VDC.



File#: E197216



209463

RoHS Compliant

P.O. Box 1196 · Bridgeview, IL 60455
 888.751.5444 Sales · 888.307.8014 Fax

Technical Support: 866.342.5332
<http://www.futuredesigncontrols.com>

BASE PRICING:

FDC - 9100	\$159.00
FDC - 8100	\$199.00
FDC - 4100	\$199.00



(1/16 DIN)	FDC - 9100	<input type="checkbox"/>
(1/8 DIN)	FDC - 8100	<input type="checkbox"/>
(1/4 DIN)	FDC - 4100	<input type="checkbox"/>



Schedule A

1 2 3 4 5 6 7 8

1. POWER INPUT

4:	90-250VAC 50/60 HZ	N/C
5:	11-26VAC/VDC	\$15.00
9:	Special Order	

2. SIGNAL INPUT

1:	Thermocouple: J,K,T,E,B,R,S,N,L	N/C
	RTD: PT100DIN & JIS	
9:	Other (refer to manual for matrix codes for mA, VDC & mV)	

3. OUTPUT 1

0:	None	N/C
1:	Relay 2A/240VAC resistive (SPST)	N/C
2:	SSR Drive 5VDC @ 30mA	N/C
3:	4-20/0-20mA linear, isolated, max load 500 ohms	\$26.00
4:	1-5/0-5VDC linear, isolated, min impedance, 10K ohms	\$26.00
5:	0-10 VDC linear, isolated min impedance 10K ohms	\$26.00
6:	Triac 1A/240VAC	\$26.00
C:	SSR Drive 14VDC @40mA	\$26.00
9:	Special Order	

4. OUTPUT 2 / ALARM 2 (control PID Cool only)

0:	None	N/C
1:	Form A Relay 2A/240VAC resistive (SPST)	\$11.00
2:	SSR Drive 5VDC @30mA	\$11.00
3:	4-20/0-20mA linear, isolated, max load 500 ohms	\$26.00
4:	1-5/0-5VDC linear, isolated, min impedance 10K ohms	\$26.00
5:	0-10VDC linear, isolated, min impedance 10K ohms	\$26.00
6:	Triac 1A/240VAC	\$26.00
7:	Transmitter Power Supply 20VDC/25mA (isolated)	\$26.00
8:	Transmitter Power Supply 12VDC/40mA (isolated)	\$26.00
9:	Transmitter Power Supply 5VDC/80mA (isolated)	\$26.00
C:	SSR Drive 14VDC @40mA	\$26.00
A:	Special Order	

5. ALARM 1

0:	None	N/C
1:	Form C Relay 2A/240VAC resistive (SPDT)	\$11.00
9:	Special Order	

6. COMMUNICATIONS

0:	None	N/C
1:	RS-485 Modbus RTU	\$70.00
2:	RS-232 Modbus RTU	\$70.00
3:	Retransmission: 0-20/4-20mA isolated, 500 ohm load min	\$80.00
4:	Retransmission: 0-5/1-5 VDC, isolated, 10K ohm load min	\$80.00
5:	Retransmission: 0-10 VDC, isolated, 10K ohm load min	\$80.00
9:	Special Order	

7. PROTECTIVE CLASS

0:	IP50 Standard	N/C
1:	IP65 (Nema 4X)	\$10.00
2:	DIN Rail Mount w/IP50 (FDC-9100 only)	\$10.00
3:	DIN Rail Mount w/IP65 (FDC-9100 only)	\$20.00
9:	Special Order	


8. SPECIAL ORDER

Leave Blank unless assigned a specific 2-character Special Order Code

Note: The last digit (codes 8) is typically left blank

Output 2: Configurable for PID cool (requires output #1 to be PID):
 PID cool outputs: Relay, SSR or mA/VDC.

FDC-9100 DIN Rail Mount Adapter model DRA-16 refer to page 31



EC & RoHS Compliant

P.O. Box 1196 · Bridgeview, IL 60455
 888.751.5444 Sales · 888.307.8014 Fax

Technical Support: 866.342.5332
<http://www.futuredesigncontrols.com>

BASE PRICING:

FDC - C91	\$139.00
FDC - C21	\$139.00



(1/16 DIN)	FDC - C91	<input type="checkbox"/>	<input type="checkbox"/>	<input type="checkbox"/>	<input type="checkbox"/>	<input type="checkbox"/>	<input type="checkbox"/>	<input type="checkbox"/>
(1/32 DIN)	FDC - C21	<input type="checkbox"/>	<input type="checkbox"/>	<input type="checkbox"/>	<input type="checkbox"/>	<input type="checkbox"/>	<input type="checkbox"/>	<input type="checkbox"/>

Schedule A

1 2 3 4 5 6 7

1. POWER INPUT

4:	90-250VAC 50/60 HZ	N/C
5:	11-26VAC/VDC	\$15.00
9:	Special Order	

2. SIGNAL INPUT

1:	Thermocouple: J,K,T,E,B,R,S,N,L	N/C
	RTD: PT100DIN & JIS	
9:	Other (refer to manual for matrix codes for mA, VDC & mV)	

3. OUTPUT 1

0:	None	N/C
1:	Relay 2A/240VAC resistive (SPST)	N/C
2:	SSR Drive 5VDC @30mA	N/C
3:	4-20/0-20mA linear, isolated, max load 500 ohms	\$26.00
4:	1-5/0-5VDC linear, isolated, min impedance 10K ohms	\$26.00
5:	0-10VDC linear, isolated, min impedance 10K ohms	\$26.00
6:	Triac 1A/240VAC	\$26.00
C:	SSR Drive 14VDC @40mA	\$26.00
9:	Special Order	

4. OUTPUT 2 / Alarm (control PID Cool only)

0:	None	N/C
1:	Form A Relay 2A/240VAC resistive (SPST)	\$11.00
2:	SSR Drive 5VDC @30mA	\$11.00
3:	4-20/0-20mA linear, isolated, max load 500 ohms	\$26.00
4:	1-5/0-5VDC linear, isolated, min impedance 10K ohms	\$26.00
5:	0-10VDC linear, isolated, min impedance 10K ohms	\$26.00
6:	Triac 1A/240VAC	\$26.00
7:	Transmitter Power Supply 20VDC/25mA (isolated)	\$26.00
8:	Transmitter Power Supply 12VDC/40mA (isolated)	\$26.00
9:	Transmitter Power Supply 5VDC/80mA (isolated)	\$26.00
A:	RS485 Modbus RTU (C91 only)	\$70.00
C:	SSR Drive 14VDC @40mA	\$26.00
D:	Retransmission 0-20/4-20mA (C91 only), isolated, 500 ohm load	\$80.00
E:	Retransmission 0-5/1-5VDC (C91 only), isolated, 10k ohm load	\$80.00
F:	Retransmission 0-10VDC (C91 only), isolated, 10k ohm load	\$80.00
B:	Special Order	

5. COMMUNICATIONS

0:	None	N/C
1:	RS-485 Modbus RTU	\$70.00
2:	RS-232 Modbus RTU	\$70.00
3:	Retransmission: 0-20/4-20mA, isolated, 500 ohm load min	\$80.00
4:	Retransmission: 0-5/1-5VDC, isolated, 10K ohm load min	\$80.00
5:	Retransmission: 0-10VDC, isolated, 10K ohm load min	\$80.00
9:	Special Order	

6. DISPLAY COLOR

0:	Red	N/C
1:	Green	N/C

7. SPECIAL ORDER

Leave Blank unless assigned a specific 2-character Special Order Code

Note: The last digit (codes 7) is typically left blank

Output 2: Configurable for PID cool (requires output #1 to be PID):
PID cool outputs: Relay, SSR or mA/VDC.

DIN Rail Mount Adapter models DRA-16 & 32 refer to page 31



File#: E197216



209463



EC & RoHS Compliant

P.O. Box 1196 · Bridgeview, IL 60455
 888.751.5444 Sales · 888.307.8014 Fax

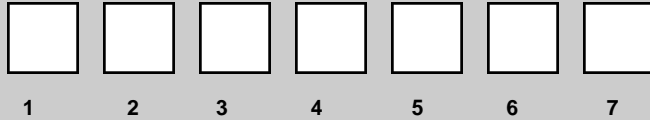
Technical Support: 866.342.5332
<http://www.futuredesigncontrols.com>

BASE PRICING:

FDC - B41 \$149.00



Schedule A



1. POWER INPUT

- 4: 90-250VAC 50/60 HZ N/C
- 5: 11-26VAC/VDC \$15.00
- 9: Special Order

2. SIGNAL INPUT

- 1: Thermocouple: J,K,T,E,B,R,S,N,L N/C
 RTD: PT100DIN & PT100 JIS
- 9: Other: (refer to manual for matrix codes for mA, VDC & mV)

3. OUTPUT 1

- 0: None N/C
- 1: Relay 2A/240VAC resistive (SPST) N/C
- 2: SSR Drive 5VDC @ 30mA N/C
- 3: 4-20/0-20mA linear, isolated, max load 500 ohms \$26.00
- 4: 1-5/0-5VDC linear, isolated, min impedance
 10K ohms \$26.00
- 5: 0-10 VDC linear, isolated, min impedance
 10K ohms \$26.00
- 6: Triac 1A/240VAC \$26.00
- C: SSR Drive 14VDC @ 40mA \$26.00
- 9: Special Order

4. OUTPUT 2 / Alarm 2 (control PID Cool only)

- 0: None N/C
- 1: Form A Relay 2A/240VAC resistive (SPST) \$11.00
- 2: SSR Drive 5VDC @ 30mA \$11.00
- 3: 4-20/0-20mA linear, isolated, max load 500 ohms \$26.00
- 4: 1-5/0-5VDC linear, isolated, min impedance
 10K ohms \$26.00
- 5: 0-10VDC linear, isolated, min impedance
 10K ohms \$26.00
- 6: Triac 1A/240VAC resistive \$26.00
- 7: Transmitter Power Supply 20VDC/25mA (isolated) \$26.00
- 8: Transmitter Power Supply 12VDC/40mA (isolated) \$26.00
- 9: Transmitter Power Supply 5VDC/80mA (isolated) \$26.00
- C: SSR Drive rated at 40mA/14VDC \$26.00
- A: Special Order

5. ALARM 1

- 0: None N/C
- 1: Form C Relay 2A/240VAC resistive (SPDT) \$11.00
- 9: Special Order

6. COMMUNICATIONS

- 0: None N/C
- 1: RS-485 Modbus RTU \$70.00
- 2: RS-232 Modbus RTU \$70.00
- 3: Retransmission: 0-20/4-20mA, isolated,
 500 ohm load min \$80.00
- 4: Retransmission: 0-5/1-5VDC, isolated,
 10K ohm load ,min \$80.00
- 5: Retransmission: 0-10VDC, isolated, 10K ohm load \$80.00
- 9: Special Order

**7. LENGTH OF FLAT CONNECTING CABLE:
 CONTROL TO DISPLAY**

- 0: No Display Board N/C
- 3: Display Board with 300 mm connecting cable \$35.00
- 9: Special Order

Note: Display board and 300mm cable may be ordered as separate components

Part Number:	Description	Price
3020B41-00300B-00	display board	\$32.00
10353-20301-00-00	300mm cable	\$3.00

Output 2: Configurable for PID cool (requires output #1 to be PID):
 PID cool outputs: Relay, SSR or mA/VDC.



P.O. Box 1196 Bridgeview, IL 60455
 888.751.5444 Sales 888.307.8014 Fax
 Technical Support: 866.342.5332
<http://www.futuredesigncontrols.com>

BASE PRICING:

FDC-P91 \$221.00
FDC-P41 \$325.00

Number of Profiles: 9
Number of Segments per Profile:
 Programs 1-4: up to 16 segments
 Programs 5-7: up to 32 segments
 Programs 8-9: up to 64 segments

Up to 5 Outputs
 PID control outputs; max 2
 Alarm or event outputs; max 3
 Retransmission PV/SP; max 2
 Serial Modbus RS485; max 1

Segment PID Selection, Event Outputs, Holdback, Jump/Cycle and more
 Event Input for remote profile functions
 Configurable Power Recovery options, Delayed Start and more.



Enter a number into each box which corresponds to the specifications you want when ordering either a P41 or P91.

FDC-P41 -
FDC-P91 -

<input type="text"/>	<input type="text"/>	<input type="text"/>	<input type="text"/>	<input type="text"/>	<input type="text"/>	<input type="text"/>	<input type="text"/>	<input type="text"/>
<input type="text"/>	<input type="text"/>	<input type="text"/>	<input type="text"/>	<input type="text"/>	<input type="text" value="0"/>	<input type="text"/>	<input type="text"/>	<input type="text"/>
1	2	3	4	5	6	7	8	9

1. POWER INPUT

- 4: 90-250VAC, 47-63 HZ N/C
- 5: 11-26 VAC or VDC \$15.00
- 9: Special Order

2. SIGNAL INPUT*

- 1. Thermocouple: J,K,T,E,B,R,S,N,L,C,P N/C
 RTD: PT100 DIN & JIS
 Voltage: 0-60mV
- 5. Voltage: 0-10VDC, 0-5VDC, 1-5VDC \$15.00
- 6. mA: 0-20/4-20mA \$15.00

3. OUTPUT 1

- 0. None N/C
- 1. Relay 2A/240VAC (SPST) N/C
- 2. SSR Drive 5VDC @30mA N/C
- 3. 4-20/0-20mA linear, isolated, max load 500 ohm load \$26.00
- 4. 1-5/0-5/0-10VDC linear, isolated, min 10K ohm load \$26.00
- 6. Triac 1A/240VAC \$26.00
- C. SSR Drive 14VDC @40mA \$26.00

4. OUTPUT 2

- 0. None N/C
- 1. Relay 2A/240VAC (SPST) \$11.00
- 2. SSR Drive 5VDC @30mA \$11.00
- 3. 4-20/0-20mA linear, isolated, max load 500 ohm load \$26.00
- 4. 1-5/0-5/0-10VDC linear, isolated, min 10K ohm load \$26.00
- 6. Triac 1A/240VAC \$26.00
- 7. Transmitter power supply 20VDC @25mA, isolated \$26.00
- 8. Transmitter power supply 12VDC @40mA, isolated \$26.00
- A. Transmitter power supply 5VDC @80mA, isolated \$26.00
- C. SSR Drive 14VDC @40mA \$26.00

5. OUTPUT 3

- 0. None N/C
- 1. Relay 2A/240VAC (P41 SPDT/ P91 SPST) \$11.00
- 2. SSR Drive 5VDC @30mA \$11.00
- 6. Triac 1A/240VAC \$26.00
- 7. Transmitter power supply 20VDC @25mA, isolated \$26.00
- 8. Transmitter power supply 12VDC @40mA, isolated \$26.00
- A. Transmitter power supply 5VDC @80mA, isolated \$26.00
- C. SSR Drive 14VDC @40mA \$26.00

6. Output 4 (Options apply only to P41)

- 0. None (required for P91) N/C
- 1. Relay 2A/240VAC (SPST) \$11.00
- 2. SSR Drive 5VDC @30mA \$11.00
- 3. Retransmission 4-20/0-20mA, isolated, max load 500 ohm load \$80.00
- 4. Retransmission 1-5/0-5/0-10VDC, isolated, min 10K ohm load \$80.00
- 6. Triac 1A/240VAC \$26.00
- 7. Transmitter power supply 20VDC @25mA, isolated \$26.00
- 8. Transmitter power supply 12VDC @40mA, isolated \$26.00
- A. Transmitter power supply 5VDC @80mA, isolated \$26.00
- C. SSR Drive 14VDC @40mA \$26.00

7. Output 5

- 0. None N/C
- 3. Retransmission 4-20/0-20mA, isolated, max load 500 ohm load \$80.00
- 4. Retransmission 1-5/0-5/0-10VDC, isolated, min 10K ohm load \$80.00
- 7. Transmitter power supply 20VDC @25mA, isolated \$26.00
- 8. Transmitter power supply 12VDC @40mA, isolated \$26.00
- A. Transmitter power supply 5VDC @80mA, isolated \$26.00
- D. RS-485 Modbus RTU (isolated) \$70.00
- E. RS-232 Modbus RTU (isolated) \$70.00

8. OPTIONS

- 0. Panel Mount IP50 standard N/C
- 1. Panel Mount IP65 (Nema 4X) \$10.00
- 2. DIN Rail Mount with IP50 (P91 only) \$10.00
- 3. DIN Rail Mount with IP65 (P91 only, Nema 4X) \$20.00

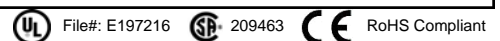
9. SPECIAL ORDER

Leave Blank unless assigned a specific 2-character Special Order Code

Note: The last digit (codes 9) is typically left blank

Output 2: When configured as control output PID cool only (requires output #1 to be PID)
 cool outputs: Relay, SSR or mA/VDC.

FDC-P91 DIN Rail Mount Adapter model DRA-16 refer to page 31



P.O. Box 1196 · Bridgeview, IL 60455
 888.751.5444 Sales · 888.307.8014 Fax

Technical Support: 866.342.5332
<http://www.futuredesigncontrols.com>

* An Event Input is standard; configurable for Profile Run, Profile Hold, Profile Abort, Profile Advance Segment, PID#2, Manual Mode, Failure Transfer Mode or Off (all control outputs off).

BASE PRICING:

FDC-B42 \$170.00

Number of Profiles: 9
Number of Segments per Profile:
 Programs 1-4: up to 16 segments
 Programs 5-7: up to 32 segments
 Programs 8-9: up to 64 segments

Up to 5 Outputs
 PID control outputs; max 2
 Alarm or event outputs; max 3
 Retransmission PV/SP; max 2
 Serial Modbus RS485; max 1

Segment PID Selection, Event Outputs, Holdback, Jump/Cycle and more
 Event Input for remote profile functions
 Configurable Power Recovery options, Delayed Start and more.



Schedule A

1	2	3	4	5	6	7	8	9	

1. POWER INPUT

- 4: 90-250VAC, 47-63 HZ N/C
- 5: 11-26 VAC or VDC - Consult Factory For Price and Delivery
- 9: Special Order

2. SIGNAL INPUT

- 1. Thermocouple: J,K,T,E,B,R,S,N,L,C,P N/C
 RTD: PT100 DIN & JIS
 Voltage: 0-60mV
- 5. Voltage: 0-10VDC, 0-5VDC, 1-5VDC N/C
- 6: mA: 0-20/4-20mA N/C
- 9. Special Order

3. OUTPUT 1

- 0. None N/C
- 1. Relay 2A/240VAC (SPST) N/C
- 2. SSR Drive 5VDC @30mA N/C
- 3. 4-20/0-20mA linear, isolated \$26.00
- 4. 1-5/0-5/0-10VDC linear, isolated, \$26.00
- 6. Triac 1A/240VAC \$26.00
- C. SSR Drive 14VDC @40mA \$26.00
- 9. Special Order

4. OUTPUT 2

- 0. None N/C
- 1. Relay 2A/240VAC (SPST) N/C
- 2. SSR Drive 5VDC @30mA N/C
- 3. 4-20/0-20mA linear, isolated, \$26.00
- 4. 1-5/0-5/0-10VDC linear, isolated, \$26.00
- 6. Triac 1A/240VAC \$26.00
- 7. Transmitter power supply 20VDC /25mA, isolated \$26.00
- 8. Transmitter power supply 12VDC/40mA, isolated \$26.00
- A. Transmitter power supply 5VDC /80mA, isolated \$26.00
- C. SSR Drive 14VDC @40mA \$26.00
- 9. Special Order

5. OUTPUT 3

- 0. None N/C
- 1. Relay 2A/240VAC (P41 SPDT/ P91 SPST) N/C
- 2. SSR Drive 5VDC @30mA N/C
- 6. Triac 1A/240VAC \$26.00
- 7. Transmitter power supply 20VDC @25mA, isolated \$26.00
- 8. Transmitter power supply 12VDC @40mA, isolated \$26.00
- A. Transmitter power supply 5VDC @80mA, isolated \$26.00
- C. SSR Drive 14VDC @40mA \$26.00
- 9. Special Order

6. OUTPUT 4

- 0. None N/C
- 1. Relay 2A/240VAC (SPST) \$11.00
- 2. SSR Drive 5VDC @30mA \$11.00
- 3. Retransmission 4-20/0-20mA, isolated, \$80.00
- 4. Retransmission 1-5/0-5/0-10VDC, isolated \$80.00
- 6. Triac 1A/240VAC \$26.00
- 7. Transmitter power supply 20VDC /25mA, isolated \$26.00
- 8. Transmitter power supply 12VDC /40mA, isolated \$26.00
- A. Transmitter power supply 5VDC /80mA, isolated \$26.00
- C. SSR Drive 14VDC @40mA \$26.00
- 9. Special Order

7. OUTPUT 5

- 0. None N/C
- 3. Retransmission 4-20/0-20mA, isolated \$80.00
- 4. Retransmission 1-5/0-5/0-10VDC, isolated \$80.00
- 7. Transmitter power supply 20VDC /25mA, isolated \$26.00
- 8. Transmitter power supply 12VDC /40mA, isolated \$26.00
- A. Transmitter power supply 5VDC /80mA, isolated \$26.00
- D. RS-485 Modbus RTU (isolated) \$70.00
- E. RS-232 Modbus RTU (isolated) \$70.00

8. Display Board and Cable

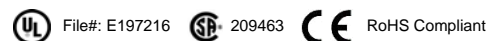
- 0. None N/C
- 3. Display Board with 300mm connection cable \$100.00
- 4. Display Board with 1000mm connection cable \$100.00

9. Modbus Addressing: (if blank factory default is Modbus Address #1)

CA: Modbus Comm Address #1
 CB: Modbus Comm Address #2
 CC: Modbus Comm Address #3

*Note that field configuration of Comm address requires the optional Display

**Display Board and Cable may be ordered separately:
 PN: 3020B42-00300A-00 with 3020B42-00400A-00 \$100.00



P.O. Box 1196 Bridgeview, IL 60455
 888.751.5444 Sales 888.307.8014 Fax
 Technical Support: 866.342.5332
<http://www.futuredesigncontrols.com>

BASE PRICING:

FDC - 9090 \$179.00

FDC-9090



(1/16 DIN) FDC - 9090

1	2	3	4	5	6	7	8	9	

Schedule A

1. POWER INPUT

- 4: 90-264VAC N/C
- 5: 20-32VAC/VDC \$15.00
- 9: Special Order

2. SIGNAL INPUT

- 5: Configurable* N/C
- 9: Special Order

*Hardware configuration for T/C input is standard
 Minor hardware change (solder bridge removal) is required to utilize RTD sensors.
 See Order Code 9 to specify hardware configuration for RTD input.

3. RANGE CODE

- 1: Configurable N/C
- 9: Other

4. CONTROL MODE

- 3: PID/On-Off N/C

5. OUTPUT 1 OPTION

- 0: None N/C
- 1: Relay form C (SPDT) 3A/240VAC resistive N/C
- 2: SSR Drive 24VDC @20mA N/C
- 3: 4-20mA linear, max load 500 ohms \$26.00
- 4: 0-20mA linear, max load 500 ohms \$26.00
- 5: 0-10VDC linear, min impedance 500K ohms \$26.00
- 9: Other

6. OUTPUT 2 OPTION

- 0: None N/C

7. ALARM OUTPUT

- 0: NONE N/C
- 1: Relay 2A/240VAC resistive (9090 only) (SPST) \$15.00
- 2: Dual relays 2A/240VAC resistive (8120/30,4120 only) \$15.00
- 9: Special Order

8. COMMUNICATIONS

- 0: None N/C

9. SPECIAL ORDER *

- Blank: Standard Factory Default T/C (type J) / °F
- TC: T/C input (type J) / °C
- RF: RTD input / °F
- RK: RTD input / °C
- BF: Blank Face gold outlined T/C input (type J) / °F
- BC: Blank Face gold outlined T/C input (type J) / °C
- RB: Blank Face gold outlined RTD input / °F
- RC: Blank Face gold outlined RTD input / °C

*Special Order Notes:
 The last digit (code 9) is typically left blank (Factory Default)
 -Factory default hardware is for T/C input
 -Hardware defines input type: T/C and RTD input
 -Factory default is for T/C input (type J)
 -Input type may be changed between T/C and RTD by opening or closing a solder bridge (consult factory)

Factory default software configuration remains as Type J T/C °F and must be changed to the appropriate RTD input and/or °C as appropriate


DIN Rail Mount Adapter model DRA-16 refer to page 31



P.O. Box 1196 Bridgeview, IL 60455
 888.751.5444 Sales 888.307.8014 Fax
 Technical Support: 866.342.5332
<http://www.futuredesigncontrols.com>

BASE PRICING:

FDC - L91	\$180.00
------------------	-----------------



FDC - L91

1 2 3 4 5

Schedule A

1. POWER INPUT

- 4: 90-264 VAC 50/60 HZ N/C
- 5: 11-26VAC/VDC \$15.00
- 9: Special Order

2. SIGNAL INPUT

- 1: Universal Input T/C, RTD, mV N/C
- 2: Voltage DC: 0-1, 0-5, 1-5 N/C
- 3: Voltage DC: 0-10 N/C
- 4: mA 0-20, 4-20 N/C
- 9: Special

*Signal Input:
 Note: Instruments ordered with
 signal inputs 2, 3 & 4 are not
 FM approved.*

3. OUTPUT 1

- 1: Form C Relay (SPDT) -
 2 Amps @ 240VDC resistive (N.O.) N/C
- 2: SSR drive 5VDC @30 mA N/C
- 6: Triac - 1 Amp @ 240VAC \$26.00
- C: SSR 14VDC @40mA \$26.00
- 9: Special Order

4. OPTIONS




- 0: None N/C
- 1: Form A Relay - 2A@240 VAC resistive (N.O.) \$11.00
- 2: SSR Drive 5 VDC @30 mA \$11.00
- 6: Triac - 1 Amp @ 240VAC \$26.00
- 7: Transmitter Power Supply 20VDC/25mA (isolated) \$26.00
- 8: Transmitter Power Supply 12VDC/40mA (isolated) \$26.00
- 9: Transmitter Power Supply 5VDC/80mA (isolated) \$26.00
- A: RS - 485 (Modbus RTU) \$70.00
- B: Remote Reset \$15.00
- C: SSR Drive 14VDC @40mA \$26.00
- D: Retransmission: 0-20/4-20mA , isolated,
 500 ohm load min \$80.00
- E: Retransmission: 0-5/1-5VDC, isolated,
 10k ohm load min \$80.00
- F: Retransmission: 0-10VDC, isolated,
 10k ohm load min \$80.00

FDC-L91 DIN Rail Mount Adapter model DRA-16 refer to page 31

5. SPECIAL ORDER

Leave Blank unless assigned a specific 2-character Special Order Code

Note: The last digit (codes 5) is typically left blank


File#: E197216 209463 RoHS Compliant

P.O. Box 1196 Bridgeview, IL 60455
 888.751.5444 Sales 888.307.8014 Fax

Technical Support: 866.342.5332
<http://www.futuredesigncontrols.com>

BASE PRICING:

FDC - L41	\$299.00
------------------	-----------------



FDC - L41

Schedule A	1	2	3	4	5	6	7

1. POWER INPUT

- 4: 90-250 VAC 50/60 HZ N/C
- 5: 11-26VAC/VDC \$15.00
- 9: Special Order

2. SIGNAL INPUT - see note at bottom right on FM Approval & VDC/mA inputs

- 1: Universal Input T/C, RTD, mV (0-60mV) N/C
- 2: Voltage DC: 0-1* N/C*
- 3: Voltage DC: 0-10* N/C*
- 4: mA: 4-20, 0-20* N/C*
- 5: Voltage DC: 1-5, 0-5* N/C*
- 9: Special Order*

3. OUTPUT 1

- 1: Form C Relay (SPDT) - 2 Amps @ 240VAC resistive N/C
- 2: SSR drive 5 VDC @30 mA N/C
- 6: Triac - 1 Amp @ 240VAC solid state relay \$26.00
- C: SSR drive 14 VDC @40 mA \$26.00
- 9: Special Order

4. OUTPUT 2

- 0: None N/C
- 1: Form C Relay - 2A@240 VAC resistive (SPDT) \$11.00
- 2: SSR Drive 5 VDC @30 mA \$11.00
- 6: Triac - 1 Amp @ 240VAC solid state relay \$26.00
- 7: Transmitter Power Supply 20VDC/25mA (isolated) \$26.00
- 8: Transmitter Power Supply 12VDC/40mA (isolated) \$26.00
- 9: Transmitter Power Supply 5VDC/80mA (isolated) \$26.00
- C: SSR Drive 14VDC @40mA \$26.00
- H: Special Order

5. COMMUNICATIONS

- 0: None N/C
- 1: RS-485 Modbus RTU \$70.00
- 2: RS-232 Modbus RTU \$70.00
- 3: Retransmission: 0-20/4-20mA, isolated, 500 ohm load min \$80.00
- 4: Retransmission: 0-5/1-5VDC, isolated, 10k ohm load min \$80.00
- 5: Retransmission: 0-10VDC, isolated, 10k ohm load min \$80.00
- 9: Special Order

6. Protective Class

- 0: IP50 Standard N/C
- 1: IP65 (Nema 4X) \$10.00

7. SPECIAL ORDER

Leave Blank unless assigned a specific 2-character Special Order Code

Note: The last digit (codes 7) is typically left blank

**Signal Input:*
 Note: Instruments ordered with signal inputs 2, 3, 4, 5 & 9 are not FM approved.



P.O. Box 1196 · Bridgeview, IL 60455
 888.751.5444 Sales · 888.307.8014 Fax
 Technical Support: 866.342.5332
<http://www.futuredesigncontrols.com>

BASE PRICING:

FDC-7L \$139.00

DIN Rail or Surface Mount



FDC - 7L-



1

Schedule A

1. INPUT RANGE

Order Code	Description	Power	Input Type	Temperature Range	Relay		Price
Z259	Limit Control	115VAC	"J" T/C	0 TO 1400°F / 0 to 800°C	5A Relay	FM approved	\$139.00
Z260	Limit Control	115VAC	"K" T/C	0 TO 2300°F / 0 to 1200°C	5A Relay	FM approved	\$139.00
Z261	Limit Control	115VAC	"J" T/C	0 TO 600°F / 0 to 300°C	5A Relay	FM approved	\$139.00
Z275	Limit Control	24VDC	"J" T/C	0 TO 600°F / 0 to 300°C	5A Relay	FM approved	\$139.00
Z289	Limit Control	115VAC	"T" T/C	-100 TO 500°F / -70 to 260°C	5A Relay	FM approved	\$139.00
Z338	Limit Control	115VAC	"RTD"	32 to 210°F / 0 to 100°C	5A Relay	FM Approved	\$139.00
Z396	Limit Control	24VDC	"T" T/C	-100 TO 500°F / -70 to 260°C	5A Relay	FM Approved	\$139.00
Z408	Limit Control	24VDC	"K" T/C	0 TO 2300°F / 0 to 1200°C	5A Relay	FM Approved	\$139.00
Z409	Limit Control	240VAC	"K" T/C	0 TO 2300°F / 0 to 1200°C	5A Relay	FM approved	\$139.00

Consult Factory for additional power, voltage inputs & temperature ranges.

Product Notes:

Limit Control Output [5A SPDT Relay]:

- Setpoint Accuracy typically +/- 3.0% of scale
- Hysteresis is 0.5% of range
- Latching output is standard
- Remote Reset is standard

New Temperature Ranges have a NRE charge of \$150.00 net.

Minimum order for unit with a new Order Code is 25 units. A new Order Code is required for:

- New temperature range
- Existing range with a different input type
- Input Power change for existing range & input type.

Refer to sales brochure & manual for specifications




BASE PRICING:

DR5000 \$600.00

Unit comes with 1 box of setup charts; Recording charts sold separately.

FDC - DR5000



Schedule B

1. POWER INPUT

1: 110/220VAC 50/60 HZ **N/C**
 Selectable

2. RECORDING STYLE

1: 1 Pen Ink **N/C**
 2: 2 Pen Ink (see note 1) **\$265.00**
 3: Thermal Recorder (see note 2) **\$585.00**
 Note: Thermal version programmable for single or dual channel via front keypad.

3. OUTPUTS

0: None **N/C**
 1: 1 Relay, DPDT 1A/120VAC resistive **\$60.00**
 2: 2 Relay, DPDT 1A/120VAC resistive (see note 3) **\$120.00**

4. DISPLAY OPTIONS

0: None **N/C**
 1: LED Process Display (see note 4) **\$95.00**

5. CHART OPTIONS

1: 10" Counterclockwise Rotation (standard) **N/C**
 2: 10" Clockwise Rotation **N/C**
 Thermal recorder is only available with counterclockwise rotation.

6. ENCLOSURE OPTIONS

1: Nema 3 **N/C**
 2: Nema 4 **\$45.00**

7. SPECIAL OPTIONS

0: NONE **N/C**
 1: Battery Backup (ink recorders only see notes 5&6) **\$35.00**

Pricing: Charts and replacement ink cartridges-Schedule D

Red pens #R25-2 (package of 6 pens)	\$36.00	
Blue pens #R25-3 (package of 6 pens)	\$36.00	
Green pens #R25-4 (package of 6 pens)	\$36.00	
Thermal Chart Paper (#00218001)	\$50.00	50 per box
Thermal Setup Chart (#R18-271)	\$25.00	6 per box
Ink Type Chart Paper	\$21.00	100 per box
Ink Type Setup Chart (#R18-270 CCW)	\$21.00	6 per box
Ink Type Setup Chart (#R18-272 CW)	\$21.00	6 per box

NOTE: Red pens are for Pen #1 only; Blue [standard] and green pens for Pen #2.

Replacement Keypad (schedule D)
 R24-12 **\$36.00**

Ink Style Recorder Charts

Standard Charts:
 Contact Customer Service for available chart ranges & rotations: [DR Available Chart Listing.pdf](#)

New or Special Order Ink Style Chart Ranges:
 Typical Engineering & Setup Charges: \$300*
 Minimum Order of charts: 10 boxes

*applies to single & dual range charts that share the same increments. Add \$100 Setup charge for dual range charts requiring separate division increments.

Thermal Replacement Print Stylus

Part #: R27-76 **\$275.00**
 (new design June 2009) (Schedule D)

Gasket to Panel Mount DR5000

Part number	Description	Price
DR-811036	Gasket to provide sealing when panel mount DR5000	\$75.00 net price


Notes:

- Inputs #1 & 2 for both the ink & thermal recorder models share a common ground; isolated sensors are required (t/c inputs use ungrounded junctions)
- Thermal print recorder is configurable for single or dual channels via the front keypad. Two programmable inputs are standard on the thermal recorder.
- Not available on single pen ink model.
- Display:
 Decimal point: none is standard; consult factory for 1 DP
 Display Range Ink: same as configured chart range (Pen 1)
 -Consult factory if pen 2 must be different than pen 1
 Display Range Thermal: same as configured chart range per pen
- Thermal Recorder: real time clock is standard, battery back up is not available. Order code "0" is required.
- Ink Recorder Optional Battery Backup provides up to 48 hours of continuous recording on ink style recorders without display; with display 24 hours of continuous recorder operation.

[Non-cataloged options - click here](#)

- Private Branding, Low Voltage power input, Transmitter Power Supply, 0-1VDC process input, special chart rotation, buzzers, etc.

UL & CE: The one & two pen Ink recorders are UL & CE; the Thermal print recorder is not UL Listed or been tested for CE compliance. Certain non-catalog options do not allow for UL label.




P.O. Box 1196 Bridgeview, IL 60455
 888.751.5444 Sales 888.307.8014 Fax

Technical Support: 866.342.5332
<http://www.futuredesigncontrols.com>

BASE PRICING:

FDC - CR06	\$1,500.00
-------------------	-------------------



FDC - CR06

1 2 3

Schedule C

1. COMMUNICATION

- 0: Standard RS-232C N/C
- 1: RS-485 (includes 6-relay output option) \$550.00

2. DI/DO (digital input/output)

- 0: None N/C
- 1: 6 Relay output \$375.00
- 2: 3 DI \$325.00
- 3: 3DI + 6 relay output \$675.00

3. OUT-OF-PAPER SENSOR

- 0: None N/C
- 1: Yes \$525.00

Note:
 Out-of-Paper Sensor includes 6 Digital Output relay option.
 Relay #1 will close when recorder nears out-of-paper.
 Relay #1 may be configured for two functions, out-of-paper and other alarm option.

ACCESSORIES– Schedule D

- Chart paper: P/N HZCGA0105EL001 \$60.00
(16M Z-Fold paper 6-pack)
- Ribbon cassette: P/N WPSR188A000001A \$60.00
(6 color: Purple, Red, Green, Blue, Brown, Black)
- RS 485 Module: P/N 910063655A02 \$550.00
- 6 Relay Output Card: P/N 910063655A01 \$375.00
- CR06 Manual: Instruction Manual \$25.00

The following options cannot be field installed:
 Digital Input Board (3DI)
 Out-of-Paper Sensor

SPARE PARTS– Schedule D


- Case: P/N HMSU3697A \$140.00
- IP65 Ring P/N H4H14900 \$25.00
- Mounting Bracket Set P/N H4H14175 \$60.00
- Cover Door w/Card P/N H2H14730 \$40.00
- Display Board: P/N HMSU3651A \$140.00
- Display Back Cover: P/N H3H14732 \$25.00
- FPC Cable for Display P/N H3H14851 \$60.00
- Cover Door & Display P/N HMSU3701A \$165.00
(Cover & Display assembly)

BASE PRICING:

FDC - PR3006 (6 analog inputs)	\$3,900.00	FDC - PR3030 (30 analog inputs)	\$6,025.00
FDC - PR3012 (12 analog inputs)	\$4,425.00	FDC - PR3036 (36 analog inputs)	\$6,550.00
FDC - PR3018 (16 analog inputs)	\$4,975.00	FDC - PR3042 (42 analog inputs)	\$7,075.00
FDC - PR3024 (24 analog inputs)	\$5,500.00	FDC - PR3048 (48 analog inputs)	\$7,600.00



FDC - PR3006	FDC - PR3030								
FDC - PR3012	FDC - PR3036								
FDC - PR3018	FDC - PR3042	-							
FDC - PR3024	FDC - PR3048								



1. RELAY OUTPUTS

0: None	N/C
1: 6 Relays	\$200.00
2: 12 Relays	\$400.00
3: 18 Relays	\$600.00
4: 24 Relays	\$800.00

2. DIGITAL INPUT

0: None	N/C
1: 6 channel	\$200.00
2: 12 channel	\$400.00
3: 18 channel	\$600.00

3. ANALOG OUTPUT

0: None	N/C
1: 6 Channels	\$400.00
2: 12 Channels	\$800.00

4. POWER

A: 90-250 VAC, 50/60Hz	N/C
D: 11-36VDC	\$175.00

5. COMMUNICATION

0: Ethernet interface (standard)	N/C
1: Ethernet interface plus RS-232	\$125.00
2: Ethernet interface plus RS-422/485	\$125.00

6. FIRMWARE

0: Standard version	N/C
1: Plus version 1: math function including counters & Totalizer, external Channels, batch data log & FDA 21 CFR part 11	\$200.00
2: Plus version 2: custom display capability via Panel Studio editing software	\$125.00
3: Plus version 3: combine Plus version 1 & 2	\$325.00

7. PC SOFTWARE

1: Observer Basic Software; Historical Viewer & Configuration	N/C
2: PR-Data Acquisition Studio Software; Data Acquisition Studio Software, (Real Time Viewer + Data Acquisition + Observer Software)	\$200.00

8. CASE/MOUNTING/POWER CORD/SWITCH

0: Panel mount - no power cord, no switch	N/C
1: Panel mount - no power cord, power switch	N/C
2: Portable - UL & CSA power cord, power switch	\$150.00
3: Portable - VDE power cord, power switch	\$150.00
4: Portable - SAA power cord, power switch	\$150.00
5: Portable - BS power cord, power switch	\$150.00

9. SPECIAL OPTION

00: None	N/C
S1: 16GB SD Card	\$30.00
S2: 32 GB SD Card	\$40.00

Part Number	Description	Cost
2GB-SD	2GB SD Cards (may be ordered separately)	\$10.00

PR30 Panel Mount Adapters (Replace Legacy Panel Mounted Chart Recorders):	
PR30-MTG-ABB-HW-MRC	\$TBD
- ABB, Honeywell, Partlow MRC5000 Recorders	
PR30-MTG-MRC7	\$TBD
- Partlow MRC7000 Recorders	

PR Series IO Expansion Slots:
PR Series expansion slots will accept input or output card combinations based upon the model part number matrix. Below is description of each module type that may be inserted into a PR expansion slot.

- AI = 3 or 6 Analog Input
- DI = 8-Digital Input*
- RO = 9-Relay Output*
- AO = 6-Analog Output (PV Retransmission)
- * A combination DI/DO module is available with 3-DI & 3-DO each but for this document is not specified as an RO type.

PR30 has 16-slots.
-AI modules may be inserted into slots 1-8 supporting up to 48 AI-channels (6AI/module).
-DI/RO/AO modules may be inserted after AI cards in any open slots ranging from 2-16.

PR30 Maximum Power 39 Watt and Options Power Requirements
Below are the power consumption (Watts) for various options with the total part number not to exceed 39 watts.

Option:	Watts
Base Unit:	15
USB (2 avail):	5/port (when used)
Analog Input::	1.2/card
Relay Output:	2.6/card
Digital Input:	0.6/card
Analog output:	6/card



RoHS Compliant

P.O. Box 1196 · Bridgeview, IL 60455
888.751.5444 Sales · 888.307.8014 Fax

Technical Support: 866.342.5332
<http://www.futuredesigncontrols.com>

BASE PRICING:

FDC - PR2003 (3 analog inputs)	\$1,400.00
FDC - PR2006 (6 analog inputs)	\$1,575.00
FDC - PR2012 (12 analog inputs)	\$2,100.00
FDC - PR2018 (18 analog inputs)	\$2,625.00
FDC - PR2024 (24 analog inputs)	\$3,150.00



FDC - PR2003								
FDC - PR2006								
FDC - PR2012								
FDC - PR2018								
FDC - PR2024	Schedule C	1	2	3	4	5	6	7

1. Other Inputs and Outputs

PR2003 (3 analog inputs):

0: None	N/C
6: 3 relay outputs + 3 digital inputs	\$200.00
C: 3 relay outputs + 3 digital inputs + 6 analog outputs	\$600.00

PR2006 (6 analog inputs):

0: None	N/C
1: 6 relay outputs	\$200.00
3: 6 digital inputs	\$200.00
5: 6 analog outputs	\$400.00
6: 3 relay outputs + 3 digital inputs	\$200.00
7: 6 relay outputs + 6 digital inputs	\$400.00
A: 6 relay outputs + 6 analog outputs	\$600.00
B: 6 digital inputs + 6 analog outputs	\$600.00
D: 6 relay outputs + 6 digital inputs + 6 analog outputs	\$800.00

PR2012 (12 analog inputs):

0: None	N/C
1: 6 relay outputs	\$200.00
2: 12 relay outputs	\$400.00
3: 6 digital inputs	\$200.00
4: 12 digital inputs	\$400.00
5: 6 analog outputs	\$400.00
6: 3 relay outputs + 3 digital inputs	\$200.00
7: 6 relay outputs + 6 digital inputs	\$400.00
8: 9 relay outputs + 3 digital inputs	\$400.00
9: 3 relay outputs + 9 digital inputs	\$400.00
A: 6 relay outputs + 6 analog outputs	\$600.00
B: 6 digital inputs + 6 analog outputs	\$600.00
C: 3 relay outputs + 3 digital inputs + 6 analog output	\$600.00

PR2018 (18 analog inputs):

0: None	N/C
1: 6 relay outputs	\$200.00
3: 6 digital inputs	\$200.00
5: 6 analog outputs	\$400.00
6: 3 relay outputs + 3 digital inputs	\$200.00

PR2024 (24 analog inputs):

0: None	N/C
---------	-----

2. Power

A. 90-250 VAC, 50/60 Hz	N/C
D. 11-36 VDC	\$75.00

3. Communication

0: Standard Ethernet	N/C
1: Ethernet + RS-232	\$125.00
2: Ethernet + RS-422/485	\$125.00

4. Firmware

0: Standard version	N/C
1: Plus version 1: math function including counters & Totalizer, external Channels, batch data log & FDA 21 CFR part 11	\$200.00
2: Plus version 2: custom display capability via Panel Studio editing software	\$125.00
3: Plus version 3: combine Plus version 1 & 2	\$325.00

5. PC SOFTWARE

1: Observer Basic Software; Historical Viewer & Configuration	N/C
2: PR-Data Acquisition Studio Software; Data Acquisition Studio Software, (Real Time Viewer + Data Acquisition + Observer Software)	\$200.00

6. CASE/MOUNTING/POWER CORD/SWITCH

0: Panel mount - no power cord, no switch	N/C
1: Panel mount - no power cord, power switch	N/C
2: Portable - UL & CSA power cord, power switch	\$150.00
3: Portable - VDE power cord, power switch	\$150.00
4: Portable - SAA power cord, power switch	\$150.00
5: Portable - BS power cord, power switch	\$150.00

7. SPECIAL OPTION

00: None	N/C
S1: 16GB SD Card	\$30.00
S2: 32 GB SD Card	\$40.00

Part Number	Description	Cost
2GB-SD	2GB SD Cards (may be ordered separately)	\$10.00

PR Series IO Expansion Slots:
PR Series expansion slots will accept input or output card combinations based upon the model part number matrix. Below is description of each module type that may be inserted into a PR expansion slot.

- AI = 3 or 6 Analog Input
 - DI = 8-Digital Input*
 - RO = 9-Relay Output*
 - AO = 6-Analog Output (PV Retransmission)
- * A combination DI/RO module is available with 3-DI & 3-RO each but for this document is not specified as an RO type.

PR20 has 4 slots:
Depending upon the number of AI specified in the matrix
- Slots 1, 2, 3, & 4 may be used in sequential order for combinations of 3, 6, 12, 18 & 24 AI with the latter consuming all 4-slots.
- Any remaining open slots may be used for DI, RO & AO modules.

BASE PRICING:

FDC - PR1003	\$999.00
FDC - PR1006	\$1,174.00



FDC - PR1003 or PR1006
 Schedule C



1. Other Inputs and Outputs

PR1003 (3 analog inputs):

0: None	N/C
6: 3 relay outputs + 3 digital inputs	\$200.00

PR1006 (6 analog inputs):

0: None	N/C
1: 6 relay outputs	\$200.00
3: 6 digital inputs	\$200.00
6: 3 relay outputs + 3 digital inputs	\$200.00
7: 6 relay outputs + 6 digital inputs	\$400.00

2. Power

A. 90-250 VAC, 50/60 Hz	N/C
D. 11-36 VDC	\$75.00

3. COMMUNICATION

0: Standard Ethernet	N/C
1: Ethernet + RS-232	\$125.00
2: Ethernet + RS-422/485	\$125.00

4. FIRMWARE

0: Standard version	N/C
1: Plus version 1: math function including counters & Totalizer, external Channels, batch data log & FDA 21 CFR part 11	\$200.00
2: Plus version 2: custom display capability via Panel Studio editing software	\$125.00
3: Plus version 3: combine Plus version 1 & 2	\$325.00

5. PC Software

1: Observer Basic Software;	N/C
Historical Viewer & Configuration	
2: PR-Data Acquisition Studio Software;	\$200.00
Data Acquisition Studio Software, (Real Time Viewer + Data Acquisition + Observer Software)	

6. CASE/MOUNTING/POWER CORD/SWITCH

0: Panel mount - no power cord, no switch	N/C
1: Panel mount - no power cord, power switch	N/C
2: Portable - UL & CSA power cord, power switch	\$150.00
3: Portable - VDE power cord, power switch	\$150.00
4: Portable - SAA power cord, power switch	\$150.00
5: Portable - BS power cord, power switch	\$150.00

7. SPECIAL OPTION

00: None	N/C
S1: 16GB SD Card	\$30.00
S2: 32 GB SD Card	\$40.00

Part Number	Description	Cost
2GB-SD	2GB SD Cards (may be ordered separately)	\$10.00

PR Series IO Expansion Slots

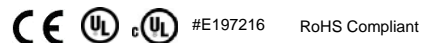
PR Series expansion slots will accept input or output card combinations based upon the model part number matrix. Below is description of each module type that may be inserted into a PR expansion slot.

- AI = 3 or 6 Analog Input
- DI = 8-Digital Input*
- RO = 9-Relay Output*
- AO = 6-Analog Output (PV Retransmission)

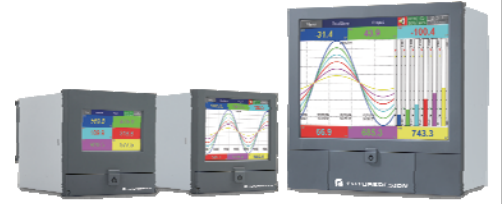
* A combination DI/RO module is available with 3-DI & 3-RO each but for this document is not specified as an IO type.

PR10 has 4 slots:

- The first 3 slots are active; slot 4 is not used.
- Slot 1 accepts 3 or 6 channel AI
- Slots 2 & 3 used for DI/RO modules.



P.O. Box 1196 · Bridgeview, IL 60455
 888.751.5444 Sales · 888.307.8014 Fax
 Technical Support: 866.342.5332
<http://www.futuredesigncontrols.com>



PR Series ACCESSORIES/REPLACEMENT PARTS

Schedule D

UNIVERSAL ANALOG INPUT MODULES

AI203: Analog Input Card - 3 input	\$350.00
AI206: Analog Input Card - 6 inputs	\$525.00

ANALOG RETRANSMISSION OUTPUT MODULES

AO206: Analog Output: 6 channel	\$325.00
---------------------------------	----------

DIGITAL INPUT & OUTPUT CARDS

DI 206: Digital Input Card: 6 inputs	\$200.00
RO206: Digital Output Card: 6 relays	\$200.00
RD233: 3 relay output and 3 digital inputs	\$200.00

POWER MODULES for PR10 and PR20

(Panel mount enclosure unless noted)

PM201: 90-250VAC Power Input Module - without power switch	\$65.00
PM202: 90-250VAC Power Input Module - with power switch	\$65.00
PM203: 90-250VAC Portable Power Input Module - with power switch	\$135.00
PM211: 11-36VDC Power Input Module -without power switch	\$135.00
PM212: 11-36VDC Power Input Module -with power switch	\$135.00
PM213: 11-36VDC Portable Power Input Module -with power switch	\$135.00

Power Modules for PR30

(Panel mount enclosure unless noted)

PM301: 90-250 VAC Power Input Module -without power switch	\$85.00
PM302: 90-250VAC Power Input Module -with power switch	\$85.00
PM303: 90-250VAC Portable Power Input Module -with power switch	\$85.00
PM311: 11-36VDC Power Input Module -without power switch	\$300.00
PM312: 11-36VDC Power Input Module -with power switch	\$300.00
PM313: 11-36VDC Portable Power Input Module -with power switch	\$300.00

COMMUNICATIONS

IF232: RS232 Communication Module	\$125.00
IF485: RS485 Communication Module	\$125.00

Software

Observer Basic Software; Historical Viewer & Configuration	N/C
PR-Data Acquisition Studio Software; Data Acquisition Studio Software, (Real Time Viewer + Data Acquisition + Observer Software)	\$200.00

PR Series IO Expansion Slots:

PR Series expansion slots will accept input or output card combinations based upon the model part number matrix. Below is description of each module type that may be inserted into a PR expansion slot.

- AI = 3 or 6 Analog Input
- DI = 8-Digital Input*
- RO = 9-Relay Output*
- AO = 6-Analog Output (PV Retransmission)

* A combination DI/RO module is available with 3-DI & 3-RO each but for this document is not specified as an IO type.

PR Series Module Slot Usage per Model

PR10 has 4 slots:

- The first 3 slots are active; slot 4 is not used.
- Slot 1 accepts 3 or 6 channel AI
- Slots 2 & 3 used for DI/RO modules.

PR20 has 4 slots:

- Depending upon the number of AI specified in the matrix
- Slots 1, 2, 3, & 4 may be used in sequential order for combinations of 3, 6, 12, 18 & 24 AI with the latter consuming all 4-slots.
- Any remaining open slots may be used for DI, RO & AO modules.

PR30 has 16-slots.

- AI modules may be inserted into slots 1-8 supporting up to 48 AI-channels (6AI/module).
- DI/RO/AO modules may be inserted after AI cards in any open slots ranging from 2-16.

PC Software

-Observer software is standard with each recorder. PR-Data Acquisition Studio Software is optional.

SD Cards - (may be ordered separately)

Part Number	Description	Price
2GB-SD	2GB SD Card	\$10.00
16GB-SD	16GB SD Card	\$30.00
32GB-SD	32GB SD Card	\$40.00

P.O. Box 1196 · Bridgeview, IL 60455
888.751.5444 Sales · 888.307.8014 Fax

Technical Support: 866.342.5332
<http://www.futuredesigncontrols.com>

BASE PRICING:

FDC - VR06	\$999.00
FDC - VR18	\$1,300.00



FDC - VR06 or VR18

Schedule C

1	2	3	4	5	6	7	8	9	10	

1. POWER

4:	90-250 VAC, 47-63 Hz	N/C
5:	20-28 VAC, 47-63 Hz	\$15.00
6:	11-18 VDC	\$15.00
7:	18-36 VDC	\$15.00
9:	Special Order	

2. UNIVERSAL ANALOG INPUT CARD

(t/c, RTD, mA, mV & VDC)

0:	None	N/C
1:	1 channel (VR06 & VR18)	N/C
2:	2 channel (VR06 & VR18)	\$125.00
3:	3 channel (VR06 & VR18)	\$225.00
4:	4 channel (VR06 & VR18)	\$325.00
5:	5 channel (VR06 & VR18)	\$425.00
6:	6 channel (VR06 & VR18)	\$525.00
A:	9 channel (VR18 only)	\$725.00
B:	12 channel (VR18 only)	\$825.00
C:	15 channel (VR18 only)	\$925.00
D:	18 channel (VR18 only)	\$1,025.00

Special Range Analog Input Cards:

Input Cards with Negative/Positive VDC & mA spans:
 Configurable: -60 to 60mV, -2 to 2VDC, -20 to 20VDC
 and -20 to 20mA. (refer to manual for order codes)

Consult Factory and/or users manual for substituting one or more Universal Input cards with Special Range cards. Pricing is the same for Universal & Special Range input cards.

3. DIGITAL INPUT CARD

(5 VDC logic Input)

0:	None	N/C
1:	6 digital inputs (VR06 & VR18)	\$200.00
2:	12 digital inputs (VR18 only)	\$400.00
3:	18 digital inputs (VR18 only)	\$600.00
4:	24 digital inputs (VR18 only)	\$800.00
5:	30 digital inputs (VR18 only)	\$1,000.00
6:	36 digital inputs (VR18 only)	\$1,200.00

4. DIGITAL OUTPUT CARD

(form A, 5 amp 240VAC resistive)

0:	None	N/C
1:	6 relay outputs (VR06 & VR18)	\$200.00
2:	12 relay outputs (VR18 only)	\$400.00
3:	18 relay outputs (VR18 only)	\$600.00
4:	24 relay outputs (VR18 only)	\$800.00
5:	30 relay outputs (VR18 only)	\$1,000.00

5. COMMUNICATION

0:	Ethernet interface (standard)	N/C
1:	RS-232/422/485 plus Ethernet interface	\$125.00
9:	Special Order	

6. PC SOFTWARE

1:	Observer I basic software; reads data via CF Card	N/C
2:	Observer II Extensive software; reads data via CF Card, RS232/422/485 or Ethernet & offers additional features	\$175.00

7. FIRMWARE

1:	Mathematics Module: Timer, Counter, Totalizer & CFR21 Type Security Features	N/C
----	---	-----

8. STORAGE MEDIA: COMPACT FLASH

6:	1 GB	N/C
7:	2 GB	\$60.00

*2GB is maximum VR will recognize

9. CASE/MOUNTING


1:	Standard Panel	N/C
2:	Bench top/Portable style w/handle front power switch & power cable	\$125.00

10. SPECIAL OPTION

0:	None	N/C
1:	24VDC isolated TRX power supply	\$125.00
2:	3 channel retransmission: current output	\$325.00
3:	6 channel retransmission: current output	\$650.00
4:	9 channel retransmission: current output (VR18 only)	\$975.00
D:	3 channel retransmission: voltage output	\$325.00
E:	6 channel retransmission: voltage output	\$650.00
F:	9 channel retransmission: voltage output (VR18 only)	\$975.00
5:	Panel mounting w/rear power plug	N/C
6:	Panel mounting w/front power switch	N/C
7:	Options 1 + 5	\$125.00
8:	Options 1 + 6	\$125.00
9:	Options 1 + 5 + 6	\$125.00
X:	Consult factory and/or manual for other combinations.	

Notes: VR Series have 6 expansion slots for analog inputs, analog outputs, digital input, digital outputs and TRX power supply. Each card takes 1 of 6 available slots.

- Analog Input Cards are available as 1, 2 or 3 inputs.
- Analog Input Cards are available as either Universal or Special Range Negative/Positive VDC/mA
- Analog Output cards have 3 outputs.
- Transmitter Power Supply Card has 6 non-isolated 24VDC@30mA outputs.
- Digital Input & Output Cards have 6 inputs or outputs.
- Communication option RS232/422/485 does not utilize and expansion slot.



VR06-18 ACCESSORIES/REPLACEMENT PARTS

Schedule D

UNIVERSAL ANALOG INPUT MODULES

AI181: Analog Input Card - 1 input	\$125.00
AI182: Analog Input Card - 2 inputs	\$200.00
AI183: Analog Input Card - 3 inputs	\$250.00

SPECIAL RANGE ANALOG INPUT MODULES

(±Ma, ±v, ±Mv ONLY - refer to manual for additional specifications.)

AI183V: Analog Input Card - 3 inputs	\$250.00
--------------------------------------	----------

ANALOG RETRANSMISSION OUTPUT MODULES

AO183I: Analog Output: 3 channel current	\$325.00
AO183V: Analog Output: 3 channel voltage	\$325.00

DIGITAL INPUT & OUTPUT CARDS

DI 181: Digital Input Card: 6 inputs	\$200.00
DO181: Digital Output Card: 6 relays	\$200.00

POWER MODULES & POWER FUSES

(Panel mount enclosure unless noted)

PM181: 90-261VAC Power Input Module	\$160.00
PM184: 90-264 VAC Bench Top Power Input Module	\$160.00
PM186: 20-28 VAC Power Input Module	\$160.00
PM182: 11-18 VDC Power Input Module	\$130.00
PM183: 18-36 VDC Power Input Module	\$130.00
PM185: 32-72 VDC Power Input Module	\$130.00
Power Fuse 2.5 amp (AC Power)	\$8.00
Power Fuse 5 amp (DC Power)	\$8.00

TRANSMITTER POWER SUPPLY

(occupies expansion slot)

AP181: 24VDC Transmitter Power Supply	\$125.00
---------------------------------------	----------

COMMUNICATIONS

CM181: RS232/422/485 Modbus & Ethernet Module	\$125.00
CM182: Standard Ethernet Module	\$75.00

SOFTWARE

AS181: Observer I Basic Software	N/C
AS182: Observer II Extensive Software	\$175.00

Refer to Instruction Manual for information & feather descriptions for Observer I & II software.

FIRMWARE/MATH & CFR21 SECURITY FEATURES

System Upgrade	N/C
BT182: VR18 Math: Math Module and CFR21 type security	\$250.00

Math Module became Standard July 2009. The BT182 is available for units purchased prior to July 2009 without Math/CFR21 (Field Installation of BRT182 memory chip requires assembly & disassembly of recorder.)

COMPACT FLASH CARDS

CF1000: 1 GB CF Card	\$60.00
CF2000: 2 GB CF Card	\$60.00

- 2GB is maximum VR will recognize

PORTABLE MOUNTING HARDWARE

Mk183: Portable Mounting Hardware	\$125.00
-----------------------------------	----------

INSTRUCTION MANUAL

FDC - UMVR181Q (v2.37 November 2011)	\$25.00
FDC - UMVR061A (v2.37 November 2011)	\$25.00

NEMA 4X OPTION

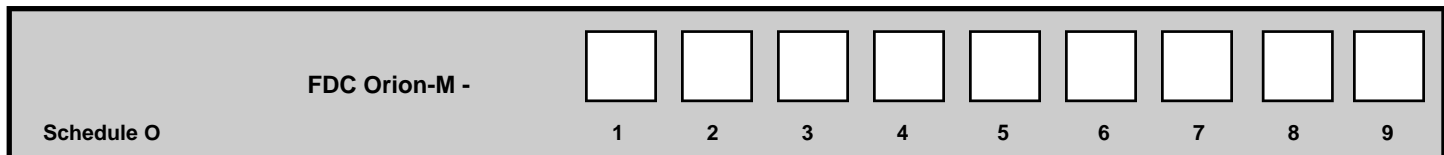
VR18-NEMA4X CVR	\$149.00
	Net price

Notes:

- VR18 has 6 expansion slots for analog inputs, analog outputs, digital inputs, digital outputs and transmitter power supply. Each card takes one of six available slots.
- Analog Input Cards are available as 1, 2 or 3 inputs.
 - Analog Input Cards are available as either Universal or Special Range Negative/Positive VDC/mA
 - Analog Output cards have 3 outputs.
 - Digital Input & Output Cards have 6-inputs or 6-outputs.
 - Transmitter Power Supply Card has 6 non-isolated 24VDC@30mA outputs.
 - Communication option RS232/422/485 does not utilize an expansion slot.

SP #209463 CE UL #E197216 RoHS Compliant

P.O. Box 1196 · Bridgeview, IL 60455
888.751.5444 Sales · 888.307.8014 Fax
Technical Support: 866.342.5332
<http://www.futuredesigncontrols.com>



1. Graphic User Interface (GUI) & Control Module (CM):

- 0: No Display (GUI) - Control Module only \$1,080**
 notes: - a display is required for system configuration
 - no display (headless) system typically used with EnVision
 PC based SCADA or other 3rd party software
 - Matrix code 8 Serial Communication requires code 1 or 2. For the Orion to communicate with PC based software.
- 2: FDC-2107i Windows CE 7" iSeries Color Touch Screen \$1,875**
- 3: FDC-2110i Windows CE 10" iSeries Color Touch Screen \$2,325**

Control Module (CM) includes the following components:

- FC5A-D16RS1: Control Module CPU with on-board 8-digital input (24VDC) and 8-digital outputs (6-relay/2TTL)
- FC4A-PM64: 64KB Memory Card
- FC4A-PT1: Real Time Clock
- FC4A-HPC3: RS485 Modbus port (connect loop controls & Monitor point cards to CM)
- CA2011-8A: Cable from CM to GUI display (8ft)
- GE1A-C10MA110 / SR2P-06: Reset Timer and socket (DIN Rail)
- 2GB SD Memory Card (holds Orion-Mi application software),
- 2GB High Capacity USB Memory Stick (3VDC),
- PS5R-SD24 Power Supply (Input 85-264VAC/Output 24VDC 60 Watt (2.5 amp))

2. Graphic User Interface (GUI) Application Software

- 0: None:** No GUI (matrix code 1 is 0 for no display)
- 2: FDCi:** Standard GUI software for 7" and 10" display
- 3: FDSR:** SR iSeries software for 7" and 10" displays

3. Control Module (CM) Application Software (loop control type)

- 1: FD10:** CM software for FDC 100 Series **N/C**
- 2: FD30:** CM software for FDC 300 Series (note 2) **N/C**
- 3: HWSL:** CM software for Honeywell 2500/3200 (note 2) **\$200**
- 4: HWDL:** CM software for Honeywell 3500 (note 3) **\$200**
- 5: WTSD:** CM software for Watlow SD **\$200**
- 6: WTPM:** CM software for Watlow PM (note 2) **\$200**
- 7: DHPL:** CM software for Danaher West/Partlow Plus **\$200**
- 8: YKGS:** CM software for Yokogawa UT Green Series **\$200**
- 9: FDSR:** CM software for FDC 300 Series Orion-M SR **N/C**

Software - Future Release

- YKXX:** CM software for Yokogawa UT Advanced
- ER20:** CM software for Eurotherm 2000 Series
- ER20:** CM software for Eurotherm 3000 Series
- ERM8:** CM software for Eurotherm Mini 8 Series

4. Monitor Inputs (Note 2) (DIN Rail Mount - serial connection to CM)

- 0: None N/C**
- 1: IO-8TCS: (8-thermocouple input module - isolated) \$329**
- 2: IO-6RTD: (6-RTD input module) \$279**
- 3: IO-8AIIS: (8- input module 0-20 / 4-20mA - isolated) \$299**
- 4: IO-8AIVS: (8-analog input 0-10 / 2-10VDC-isolated) \$299**

Combination Monitor Input modules (maximum of 2 & 15 points)

- A: Item 1 / qty 2: \$658** **F: Items 1 & 3: \$628**
- B: Item 2 / qty 2: \$558** **G: Items 1 & 4: \$628**
- C: Item 3 / qty 2: \$598** **H: Items 2 & 3: \$578**
- D: Item 4/ qty 2: \$598** **I: Items 2 & 4: \$578**
- E: Items 1 & 2: \$608** **J: Items 3 & 4: \$598**

Note 1: CM will support up to 7 expansion modules (the Monitor Point input module is not a CM expansion module).

Note 2: When CM Application Software FD30 or HWSL are specified and system configured to monitor control input #2, matrix code #4 (Monitor Points) must be None.

Note 3: Dual Loop HW3500 is limited to 7 controls maximum (14 loops) compared to 15 controls (15 loops) for other single loop models.

5. Digital Inputs (note 1) (DIN Rail Mount - plug into CM)

- 0: None N/C**
- 1: FC4A-N08B1: (8-digital input card (24VDC)) \$75**
- 2: FC4A-N08A11: (8-digital input card (120VAC)) \$125**

Note: The above optional digital inputs (DI) are in addition to the 8 24VDC DI that are standard on the CM; system maximum of 16 DI

6. Digital Outputs (note 1) (DIN Rail Mount - plug into CM)

- 0: None N/C**
- 1: FC4A-T08S1 (8-digital output- TTL 24VDC (source)) * \$140**
- 2: FC4A-R081 (8-digital output - Relay (240VAC 2-amps)) \$125**
- 3: FC4A-T16S3 (16-digital output- TTL 24VDC (source)) * \$175**
- 4: FC4A-R161 (16-digital output - Relay (240VAC 2-amps)) \$175**

Combination DO modules (maximum of 24 optional DO)

- A: Item 1 / qty 2 \$280** **G: Items 1 & 3 \$315**
- B: Item 1 / qty 3 \$420** **H: Items 1 & 4 \$315**
- C: Item 2 / qty 2 \$250** **J: Items 2 & 3 \$300**
- D: Item 2 / qty 3 \$375** **K: Items 2 & 4 \$300**
- E: Item 1 qty 2 & Item 2 qty 1 \$405**
- F: Item 1 qty 1 & Item 2 qty 2 \$390**

*The terminal blocks for all of the above are inclusive except for the FC4A-T16S3 24VDC output card whose terminal block is a separate component, part number FC4A-PMPC20P. This terminal block is included as a separate component when specifying this output card.

Note: The above optional digital outputs (DO) are in addition to the 8 DO that are standard on the CM (6 relay & 2 TTL 24VDC); system maximum of 32 DO standard on the CPU; system maximum of 16 DI

7. Analog I/O (note 1) (DIN Rail Mount - plug into CM)

- 0: None N/C**
- 1: 1 A-IO card FC4A-L03A1 (4-20mA or 0-10VDC IO) \$275**
- 2: 2 A-IO cards FC4A-L03A1 (4-20mA or 0-10VDC IO) \$525**
- 3: 3 A-IO cards FC4A-L03A1 (4-20mA or 0-10VDC IO) \$800**
- 4: 4 A-IO cards FC4A-L03A1 (4-20mA or 0-10VDC IO) \$1,075**
- 5: 5 A-IO cards FC4A-L03A1 (4-20mA or 0-10VDC IO) \$1,350**
- 6: 6 A-IO cards FC4A-L03A1 (4-20mA or 0-10VDC IO) \$1,625**
- 7: 7 A-IO cards FC4A-L03A1 (4-20mA or 0-10VDC IO) \$1,875**

Note: each I/O card has qty 2 Remote Setpoint input and qty 1 Retransmission output configurable for PV,SP or %Out

8. Serial Communication (note 1) (DIN Rail Mount - plug into CM)

- 0: None N/C**
- 1: FC5A-SIF4: (RS485 Modbus RTU port (slave))* (port 3) \$270**
- 2: FC5A-SIF2: (RS232 port for Barcode Reader) ** \$540**

Note: If Item 2 is specified Item 1 must be supplied & counted in the total number of modules - see Expansion Module below

* RS485 Modbus RTU port allows R/W by FDC EnVision & 3rd party software.

**Bar Code Reader input is compatible for serial based barcode readers. System will accept up to 16 characters of data from the bar code scanner. Data from the bar code reader will be inserted as operator events in the Historical Data File; there is no limit to the number of events that may be entered manually or with a bar code scanner.

9. Special

- 0: None N/C**
- 1: CM Assembled & wired on DIN Rail \$125**


Sample Part Number:

FDC Orion-M-1-1-2-1-4-0-0-0
 GUI 5.6" display, FDCS (S = standard) GUI firmware,
 CM firmware for FDC 300 Series loop controls, Monitor input card (8-t/c inputs), 8 additional DI, 16 additional DO, no Analog I/O, no Serial communication and no Special functions

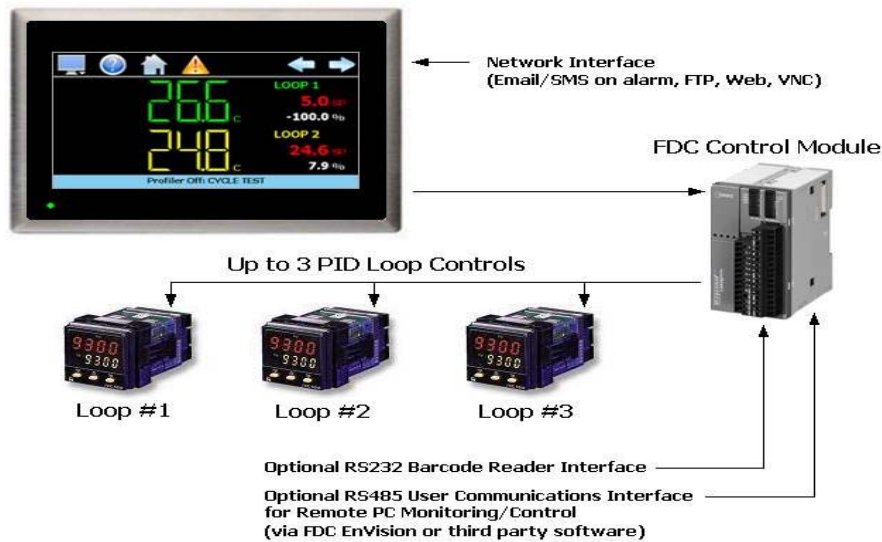
nCompass LC and CM Control Systems

The nCompass LC and CM Control Systems are standard products sold exclusively to OEM customers. Refer to the nCompass web page for product review, specifications and part number matrix. Contact FDC for OEM pricing

nCompass LC Control System



nCompass CM Control System



P.O. Box 1196 · Bridgeview, IL 60455
 888.751.5444 Sales · 888.307.8014 Fax
 Technical Support: 866.342.5332
<http://www.futuredesigncontrols.com>

FDC-IO Modules

**FDC-IO Modules (Modbus Slave);
 Analog / Digital Input & Output Modules - Serial Modbus**

Schedule C



FDC-IO Modules: Digital Input & Output

Part #	Description	Price
IO-16DI	16 Digital Input Module including Counters	\$179.00
IO-16DO	16 Digital Output Module	\$179.00
IO-4RO	4 Relay Output Module	\$169.00
IO-8DIO	8 Digital Inputs / 8 Digital Output Module	\$179.00

FDC-IO Modules: Analog Input

Part #	Description	Price
IO-8AI	8 Analog Input 0-20mA / 4-20mA	\$249.00
IO-8AIIS	8 Analog Input 0-20mA / 4-20mA; Isolated	\$299.00
IO-8AIV	8 Analog Input 0-5/1-5 /0-10/2-10VDC	\$249.00
IO-8AIVS	8 Analog Input 0-5/1-5 /0-10/2-10VDC; Isolated	\$299.00

FDC-IO Modules: Analog Output

Part #	Description	Price
IO-8AOI	8 Analog Output 0-20mA / 4-20mA	\$259.00
IO-8AOV	8 Analog Input 0-10 / 2-10 VDC	\$259.00

FDC-IO Modules: Thermocouple & RTD Input

Part #	Description	Price
IO-6RTD	6 RTD Input Module	\$279.00
IO-8TC	8 Thermocouple Input Module	\$279.00
IO-8TCS	8 Thermocouple Input Module; Isolated	\$329.00

Thermocouple Modules also accept 0-50mV and +/- 100mV

FDC-IO Modules: Combination Input & Output

Part #	Description	Price
IO-DAIO	2 RTD and 2 Analog Inputs (mA/VDC) 1 Analog Output, 4 Digital Inputs & 2 Digital Outputs	\$349.00

FDC-IO Modules: IO Studio Software

Part #	Description	Price
IO-Studio	PC Software to set Module Communication parameters and read IO status	N/C
IO-Studio Plus:	IO-Studio with Data Acquisition	\$159.00

Refer to FDC Gateway Protocol Converter page 29 for:
 - Serial to Ethernet converter
 - RS232-485 Converter

RoHS Compliant



P.O. Box 1196 · Bridgeview, IL 60455
 888.751.5444 Sales · 888.307.8014 Fax
 Technical Support: 866.342.5332
<http://www.futuredesigncontrols.com>

FDC-Gateway Protocol Converters

PC-E: Gateway Protocol Converter; Serial Modbus to Modbus TCP Ethernet
SNA-10A: Gateway RS232-485 Converter

PC-E Protocol Converter (Schedule C)

Part #	Description (Schedule C)	Price
PC-E	Gateway Modbus Serial to Ethernet Converter: Serial Modbus to Modbus TCP Ethernet	\$299.00

Model PC-E



Model SN10A



Gateway Accessories (Schedule C)

Power Supply			
Part #	Description	Price	
PSR5R-SD24	Power Supply - DIN Rail Mount Input 85-264VAC / Output 24VDC 60 Watt Larger capacity Power Supplies – consult factory	\$75.00	
Serial Communication Cables			
Part #	Description	Price	
DB9M-DB9F-6ft	Serial Cable SN10A to PC	\$20.00	
CA2010-20	Serial RS485 male connection 2-wire 20 foot cable with stripped leads	\$25.00	
USB-Serial-Cable	USB to Serial converter with cable	\$35.00	
Ethernet Cables (PC-E Gateway Converter)			
Part #	Price	Part#	Price
CA-CAT5E-Patch-7ft	\$10.00	CA-CAT5E-Crossover-7ft	\$10.00
CA-CAT5E-Patch-25ft	\$15.00	CA-CAT5E-Crossover-25ft	\$15.00
CA-CAT5E-Patch-50ft	\$25.00		
CA-CAT5E-Patch-100ft	\$45.00		
Printed Manual		Price	
FDC-PC-E_Manual_v1.0_August-2007		\$20.00	
FDC-SN10A_Manual		N/C	

Serial RS232 to RS485 Converters (Schedules A -C-D)

RS232-485 Gateway
Typically required when connecting controls to a PC's RS232 port via the PC's serial port (9-pin connection) or to a PC's USB port.

Model	Description	Price
Model SN10A	PC Serial or USB Connection Model SN10A RS232 to RS485 Gateway (Schedule A)	\$145.00
Model: DB9M-DB9F-6ft	Serial Cable to connect SNA10A to PC serial port (9-pin connection to PC serial port & SN10A; 6 ft cable) (Schedule D)	\$20.00
Model: GUC232	USB to Serial Converter (if PC does not have a Serial Port) USB-Serial-Cable (Schedule C)	\$50.00
Model: Uport@ 1150	Direct USB to RS232 to RS485 Connection One part number and two components providing a USB RS232 to 485 Gateway connection. This model does not require the Serial 9-pin cable (uses USB port) and includes the USB cable (Schedule D)	\$149.00
Model: Uport@ 1150I	Direct USB to RS232 to RS485 Connection One part number and two components providing a USB RS232 to 485 Gateway connection. This model does not require the Serial 9-pin cable (uses USB port) and includes the USB cable (Schedule D)	\$271.00

nCompass Communication Components (Schedule D)

Part #	Description	Price
XS201A	RS232/485 Converter for nCompass	\$50.00
Part #	Description	Price
DG909MF2	9 Pin Right Angle Adapter	\$20.00
DG9025MF2	25 Pin Right Angle Adapter	\$50.00

*The XS201A plugs into the nCompass RS232 9-pin port allowing a serial Modbus RTU master to communicate directly to the nCompass system

RoHS Compliant



P.O. Box 1196 · Bridgeview, IL 60455
 888.751.5444 Sales · 888.307.8014 Fax
 Technical Support: 866.342.5332
<http://www.futuredesigncontrols.com>

Brainchild - HMI

BASE PRICING:

HMI 450	4.3"	\$375.00
HMI 730	7.0"	\$575.00
HMI 750	7.0"	\$785.00
HMI 1050	10.0"	\$1,325.00
HMI 1060 (widescreen)	10.0"	\$1,200.00
HMI 1550	15.0"	\$1,925.00



Enter a number into each box which corresponds to the specifications you want when ordering the HMI.

HMI 450	1	0					0	
HMI 730		0			0		0	
HMI 750			1	1				
HMI 1050			1	1				
HMI 1060			1	1			0	
HMI 1550			1	1				
	1	2	3	4	5	6	7	8

1. POWER SUPPLY

- 1. 11 to 36 VDC (required HMI 450) N/C
- 2. 90 to 250 VAC N/C

2. SOUND OUTPUT

- 0. None (required for HMI 450 & 730 as sound N/A) N/C
- 1. Yes (optional on HMI 750, 1050 & 1550) \$130.00

3. SD card slot

- 0. None N/C
- 1. Yes (optional for HMI 450, 730) \$10.00
(std HMI 750, 1050, 1060 & 1550)

4. Ethernet (std HMI 750, 1050, 1550; opt w/cost adder for HMI 450/730)

- 0. None (Ethernet is not standard for HMI 450 & 730) N/C
- 1. Yes (std HMI 750, 1050, 1060 & 1550: cost adder for 450 & 730) \$60.00

5. NETWORK Slave

- 0. None (Slave n/a for HMI 730) N/C
- 1. PROFIBUS DP \$375.00
- 2. PROFINET \$425.00
- 3. DeviceNet \$425.00
- 4. EtherNet / IP \$425.00
- 5. CANopen \$425.00
- 8. CC-Link \$400.00

6. SOFTWARE

- 1. *Panel Studio Development Software* N/C
Basic Editing & Data Acquisition software
- 2. *Panel Studio Plus Development Software* \$199.00
Panel Studio with Symbol Factory
- 3. No software WinCE 6.0@ Core N/C
Does not include Panel Studio *Control Panel* *
- 4. No software, WinCE 6.0@ Pro \$30.00
Does not include Panel Studio *Control Panel* *
- 5. WinCE 6.0@ Pro Platform with Panel Studio \$30.00
Development Software
- 6. WinCE 6.0 Pro Platform with Panel Studio Plus \$229.00
Development Software

Note:
 - Panel Studio may be downloaded from web site
 - Panel Studio Plus may be purchased as a separate item
 - WinCE 6.0 Pro and Panel Studio (code 5&6) allows access to view pdf files on HMI
 *Control Panel is required to utilize Panel Studio Development Software

7. ENCLOSURE

- 0. Standard N/C
HMI 450, 730 & 1060: all plastic
HMI 750: aluminum front, plastic rear
HMI 1050 & 1550: aluminum front, metal rear
- 1. Option \$600.00
IP66 with stainless steel front bezel
(n/a for HMI 450, 730 & 1060)
(IP66 exceeds Nema 4X)
HMI 750 \$600.00
HMI 1050 \$800.00
HMI 1550 \$850.00

8. OVERLAY COLOR

- BLANK N/C Standard Green Color
- SN N/C Neutral Gray Color
- BN N/C Neutral Black Color

OPTIONAL ACCESSORIES

Part Number	Description	
CA-PC3-80	Program download cable from PC to HMI (RJ45 Ethernet cross over cable)	\$8.00
USB-to-Ethernet	For HMI's without Ethernet port: Converter to download application from PC Ethernet port to HMI USB port	Call

File#: E305931

 RoHS Compliant

Added HMI 1060 May 2017

P.O. Box 1196 · Bridgeview, IL 60455
 888.751.5444 Sales · 888.307.8014 Fax
 Technical Support: 866.342.5332
<http://www.futuredesigncontrols.com>

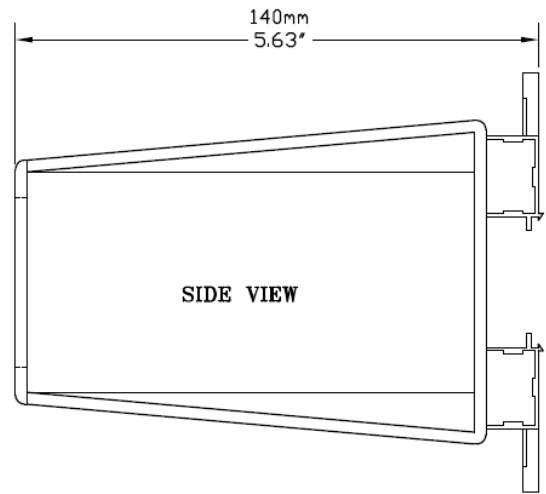
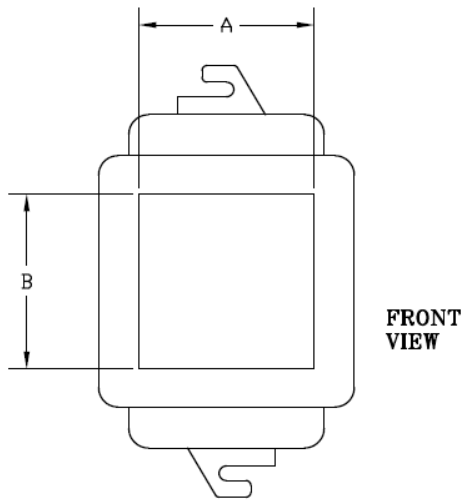
DIN Rail Adapter

BASE PRICING:

1/32 DIN DRA 32 & 1/16 DIN DRA16 \$20.00

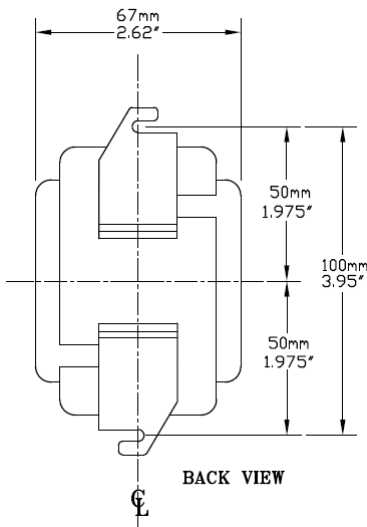
Terminal Mount DIN Rail Adapter for 1/16 DIN Models FDC-9100 and FDC-P91 refer to DIN Control Accessories page 30

Schedule A



Part #	Dim A	Dim B	Max. DIN Control Depth
DRA32	45mm/1.77"	22mm/0.8666"	120mm/4.72"
1/32 DIN			
DRA16	45mm/1.77"	45mm/1.772"	120mm/4.72"
1/16 DIN			

Plastic Material:
Fire Retardant Polycarbonate GE Lexan® 940



DRA16 Side View with control installed

DRA16 Front View with control installed



P.O. Box 1196 · Bridgeview, IL 60455
888.751.5444 Sales · 888.307.8014 Fax
Technical Support: 866.342.5332
<http://www.futuredesigncontrols.com>



DIN Controllers Spare Parts Pricing

Schedule D

90 Series

Output Type	Out 1	Cost
Relay	JQ1P-24V	\$ 11.00
4/20 mA (linear PID)	OM93-1	\$ 26.00
0/20 mA (linear PID)	OM93-1	\$ 26.00
0/10VDC (linear PID)	OM93-3	\$ 26.00
	Alarm	
Relay	JQ1P-6V	\$ 11.00

2500/300 Series

Output Type	Out1 & Out 2	Cost
Relay	JY-5HK	\$ 11.00
4/20,0/20 mA (linear PID)	OM95-3	\$ 26.00
1/5,0/5 VDC (linear PID)	OM95-4	\$ 26.00
0/10 VDC (linear PID)	OM95-5	\$ 26.00
Triac 1 Amp	OM94-6	\$ 26.00
14 VDC SSRD	OM94-7	\$ 26.00
	Out 2 ONLY	
20 VDC Power Supply	DC94-1	\$ 26.00
12 VDC Power Supply	DC94-2	\$ 26.00
5 VDC Power Supply	DC94-3	\$ 26.00
	Alarm 1	
Relay	JQ1P-5V	\$ 11.00
	Alarm 2 (8300/4300 ONLY)	
Relay	JY-5HK	\$ 11.00
	Communication/Retransmission Options	
4/20,0/20mA	CM94-3	\$ 80.00
1/5, 0/5 VDC	CM94-4	\$ 80.00
0/10 VDC	CM94-5	\$ 80.00
RS 485 Comms	CM94-1	\$ 70.00
RS 232 Comms	CM94-2	\$ 70.00

L91 & L41 Limit Controls

Control Type	Out1 ONLY	Cost
Relay	JQ1P-5V	\$ 11.00
Triac 1 Amp	OM94-6	\$ 26.00
14 VDC SSRD	OM94-7	\$ 26.00
	Out 2 Options ONLY	
Relay (L91)	JY-5HK	\$ 11.00
Relay (L41)	JQ1P-5V	\$ 11.00
Triac 1 Amp	OM94-6	\$ 26.00
14 VDC SSRD	OM94-7	\$ 26.00
Remote Reset (L91 Only)	EI96-1	\$ 26.00
20 VDC Power Supply	DC94-1	\$ 26.00
12 VDC Power Supply	DC94-2	\$ 26.00
5 VDC Power Supply	DC94-3	\$ 26.00
	Communication/Retransmission Options	
4/20,0/20mA (L91/L41)	CM96-3/CM94-3	\$ 80.00
1/5, 0/5 VDC (L91/L41)	CM96-4/CM94-4	\$ 80.00
0/10 VDC (L91/L41)	CM96-5/CM94-5	\$ 80.00
RS 485 Comms (L91)	CM96-1	\$ 70.00
RS 485 Comms (L41)	CM94-1	\$ 70.00
RS 232 Comms (L41)	CM94-2	\$ 70.00

100 Series

Output Type	Out 1 & Out2	Cost
Relay	JY-5HK	\$11.00
4/20,0/20 mA (linear PID)	OM96-3	\$26.00
1/5,0/5 VDC (linear PID)	OM96-4	\$26.00
0/10 VDC (linear PID)	OM96-5	\$26.00
Triac 1 Amp	OM94-6	\$26.00
14 VDC SSRD	OM94-7	\$ 26.00
	Out2 ONLY	
20 VDC Power Supply	DC94-1	\$ 26.00
12 VDC Power Supply	DC94-2	\$ 26.00
5 VDC Power Supply	DC94-3	\$ 26.00
	8100/4100 Communication/Retransmission Options	
4/20,0/20mA	CM94-3	\$ 80.00
1/5, 0/5 VDC	CM94-4	\$ 80.00
0/10 VDC	CM94-5	\$ 80.00
RS 485 Comms.	CM94-1	\$ 70.00
RS 232 Comms.	CM94-2	\$ 70.00
	9100 Communications/Retransmission Options	
4/20,0/20mA	CM97-3	\$ 80.00
1/5, 0/5 VDC	CM97-4	\$ 80.00
0/10 VDC	CM97-5	\$ 80.00
RS 485 Comms	CM97-1	\$ 70.00
RS 232 Comms	CM97-2	\$ 70.00

P.O. Box 1196 · Bridgeview, IL 60455
 888.751.5444 Sales · 888.307.8014 Fax
 Technical Support: 866.342.5332
<http://www.futuredesigncontrols.com>



DIN Controllers Spare Parts Pricing (cont)

Schedule D

C21/C91

Output Type	Out 1 ONLY	Cost
Relay C91 ONLY	JQ1P-5V	\$ 11.00
Relay C21 ONLY	JY-5HK	\$ 11.00
	Out 1 & 2	
Relay (output #2 only)	JY-5HK	\$ 11.00
4/20,0/20 mA (linear PID)	OM96-3	\$ 26.00
1/5,0/5 VDC (linear PID)	OM96-4	\$ 26.00
0/10 VDC (linear PID)	OM96-5	\$ 26.00
Triac 1 Amp	OM94-6	\$ 26.00
14 VDC SSRD	OM94-7	\$ 26.00
	Out 2 ONLY	
20 VDC Power Supply	DC94-1	\$ 26.00
12 VDC Power Supply	DC94-2	\$ 26.00
5 VDC Power Supply	DC94-3	\$ 26.00
14 VDC SSRD	OM94-7	\$ 26.00

Communication/Retransmission Options—C21

4/20,0/20mA	CM94-3	\$ 80.00
1/5, 0/5 VDC	CM94-4	\$ 80.00
0/10 VDC	CM94-5	\$ 80.00
RS 485 Comms.	CM94-1	\$ 70.00
RS 232 Comms.	CM94-2	\$ 70.00

Communication/Retransmission Options—C91

4/20,0/20mA	CM96-3	\$ 80.00
1/5, 0/5 VDC	CM96-4	\$ 80.00
0/10 VDC	CM96-5	\$ 80.00
RS 485 Comms	CM96-1	\$ 70.00

P Series: P91 and P41 Digital Outputs (Relay, SSR & Triac)

P41 & P91 Output 1, 2, 3 & 4 (output #4 P41 only)

Triac 1 Amp	OM94-6	\$ 26.00
14 VDC SSRD	OM94-7	\$ 26.00

P91 Relay Output #1, #2 & #3

Relay	JY-5HK	\$ 11.00
-------	--------	----------

P41 Relay Output #1, #2, #4

Relay	JY-5HK	\$ 11.00
-------	--------	----------

P41 Output #3 Relay Output

Relay	JQ1P-5V	\$ 11.00
-------	---------	----------

P Series: P91 and P41 PID Linear Control Outputs (output #1 & 2)

	PID Linear Output 1 & 2	
4/20,0/20 mA	OM98-3	\$ 26.00
1/5,0/5, 0/10 VDC	OM98-5	\$ 26.00

P Series: P91 and P41 Transmitter Power Supplies, Retransmission and Serial Modbus Communication Modules

Transmitter Power Supply (isolated)

P41 Output #2, #3 and #4 /P91 Output #2 and #3		
20 VDC Supply	DC94-1	\$ 26.00
12 VDC Supply	DC94-2	\$ 26.00
5 VDC Supply	DC94-3	\$ 26.00

P41 Output #5		
20 VDC Supply	DC97-1	\$ 26.00
12 VDC Supply	DC97-2	\$ 26.00
5 VDC Supply	DC97-3	\$ 26.00

P91 Output #5		
20 VDC Supply	DC97-1	\$ 26.00
12 VDC Supply	DC97-2	\$ 26.00
5 VDC Supply	DC97-3	\$ 26.00

Retransmission Options (isolated)

P41 Output #4		
4/20,0/20mA	OM98-3	\$ 80.00
1/5, 0/5, 0/10 VDC	OM98-5	\$ 80.00

P41 Output #5		
4/20,0/20mA	CM94-3	\$ 80.00
1/5, 0/5, 0/10 VDC	CM94-5	\$ 80.00

P91 Output #5		
4/20,0/20mA	CM97-3	\$ 80.00
1/5, 0/5, 0/10 VDC	CM97-5	\$ 80.00

Serial Modbus Communication option (isolated)

P41 Output #5		
RS 232 Comms	CM94-2	\$ 70.00
RS 485 Comms	CM94-1	\$ 70.00

P91 Output #5		
RS 232 Comms	CM97-2	\$ 70.00
RS 485 Comms	CM97-1	\$ 70.00

P.O. Box 1196 · Bridgeview, IL 60455
 888.751.5444 Sales · 888.307.8014 Fax
 Technical Support: 866.342.5332
<http://www.futuredesigncontrols.com>

Accessories

LAN Accessories

Controls may be connected to PC based data acquisition and/or SCADA software such as Future Design Controls MultiView software [free] and/or other 3rd party PC based software solutions.

RS232-485 Gateway

Typically required when connecting controls to a PC's RS232 port via the PC's serial port (9-pin connection) or to a PC's USB port.

PC Serial or USB Connection: Model SN10A Gateway

Model SN10A RS232 to RS485 Gateway

Model: SNA10A \$145.00

Serial Cable to connect SNA10A to PC serial port

(9-pin connection to PC serial port & SN10A; 6 ft cable)
 Model: DB9M-DB9F-6ft \$20.00

USB to Serial Converter (if PC does not have a Serial Port)

Model: USB-Serial-Cable \$35.00

Direct USB to RS232 to RS485 Gateway

One part number and two components providing a USB RS232 to 485 Gateway connection. This model does not require the Serial 9-pin cable (uses USB port) and includes the USB cable

Model: Uport@ 1150 (Schedule C) \$149.00

Model: Uport@ 11511 (Schedule C) \$189.00
 (11511 offers 2KV optical isolation)

Gateway: Model PC-E Serial Modbus RTU to Ethernet TCP/IP Modbus.

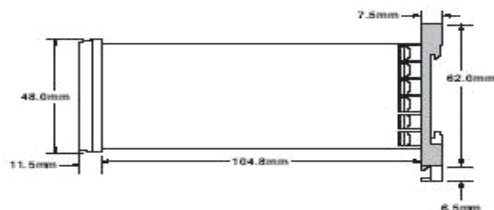
The PC-E is an interface to bridge Serial Modbus devices to computer hosts running Modbus TCP/IP on Ethernet networks

Model: PC-E Price
\$299.00

DIN Rail Mounting Adapter models 9100 and P91

DIN Rail Mounting Adapter for 9100 and P91
 RK91-1

\$10.00



For other 1/32 & 1/16 DIN controls refer to page 30 for universal DIN Rail Adapter model DRA-16 or DRA-32

* **CT Sensor 50 amp (0-5vdc out)**
 CT94-1 \$30.00

FDC-Set DIN Control PC based Configuration Hardware

DIN Configuration Software: FDC-Set

Configuration Software FDC-Set v 1.6b1 **N/C**

Required Hardware:

Applicable to 100, 300, B, C, L, & P Series Controls

Power & Serial Communication Converter; PC to Controls SNA12A
 \$165.00

Serial Cable to connect SN12A to PC:

9-pin serial cable M-F 6ft DB9M-DB9F-6ft \$20.00

Programming Port Cables required to connect SN12A to DIN controls:

C21, 100, B & P Series	CC91-1	\$50.00
C91 and L91	CC91-2	\$25.00
L41, 2500 and 300 Series	CC91-3	\$25.00

Accessories

Power Supply, Power Cable & Axial Ferrite Coils

Part Number	Description	Price
PSR5R-SD24	Power Supply - DIN Rail Mount Input 85-264VAC / Output 24VDC 60 Watt (2.5 amp); Larger capacity Power Supplies – consult factor	\$75.00

Part Number	Description	Price
HFBead-2402079ND	High Frequency Ferrite Coil (2/package)	\$5.00
LFBead-2402282ND	Low Frequency Ferrite Coil (2/package)	\$5.00

Power Cable Part Number

CA-PWR-18AWG_2conductor_shielded_no_terminals \$1.00/ft

Display Configuration and Serial Communication Cables

Part Number	Description	Price
DB9M-DB9F-6ft	Display Configuration Cable	\$20.00
	PC (F) to display's Comm1 RS232 port (M)	
CA2010-20	Serial RS485 M connection 2-wire 20ft	\$25.00

Display to PLC Cables

CA-200-TV2_PLC_Name-Model: 5-ft communication cable \$TBD

Ethernet Cables

Part Number	Price	Part Number	Price
CA-CAT5E-Patch-7ft	\$10.00	CA-CAT5E-Crossover-7ft	\$10.00
CA-CAT5E-Patch-25ft	\$15.00	CA-CAT5E-Crossover-25ft	\$15.00
CA-CAT5E-Patch-50ft	\$25.00		
CA-CAT5E-Patch-100ft	\$45.00		

USB Cables & Accessories

Part Number	Description	Price
IStick-4X-CVR	USB Panel Mount Adapter-Nema4x	\$140.00
USB-CableExt- 6ft	USB M to F Extension Cable-6ft	\$15.00
USB-CableExt-16ft	USB M to F Extension Cable-16ft	\$30.00
WPUSBX-05M	USB M to F Panel Mount Cable	\$50.00
WPUSB-CVR	USB Cable Nema 4X Cover	\$20.00



HAWA DIN Rail Mount Panel Heater

Part Number	Type	Price
3184-0350-01-15	HGH 350 / 115V	\$498.00
3184-0550-01-15	HGH 550 / 115V	\$570.00

NOTES

WARRANTY & RETURN STATEMENT

Warranty:

Future Design Controls products described in this brochure are warranted to be free from functional defects in materials and workmanship at the time the products leave Future Design Controls facilities and to conform at that time to the specifications set forth in the relevant Future Design Controls manual, sheet or sheets for the time period specified in their respective product manuals after delivery to the first purchaser for use. If there is no warranty statement or time period stated in a product's respective product manual the Warranty period is one year.

There are no expressed or implied Warranties extending beyond the Warranties herein and above set forth.

Limitations

Future Design Controls provides no warranty or representations of any sort regarding the fitness of use or application of its products by the purchaser. Users are responsible for the selection, suitability of the products for their application or use of Future Design Controls products.

Future Design Controls shall not be liable for any damages or losses, whether direct, indirect, incidental, special, consequential or any other damages, costs or expenses excepting only the cost or expense of repair or replacement of Future Design Control products as described below.

Future Design Controls sole responsibility under the warranty, at Future Design Controls option, is limited to replacement or repair, free of charge, or refund of purchase price within the warranty period specified. This warranty does not apply to damage resulting from transportation, alteration, misuse or abuse.

Future Design Controls reserves the right to make changes without notification to purchaser to materials or processing that do not affect compliance with any applicable specifications.

Return Material Authorization:

Contact Future Design Controls for Return Material Authorization Number prior to returning any product to our facility.